



NEW MEXICO
DEPARTMENT OF INFORMATION
TECHNOLOGY

FY 2026
APPROPRIATION REQUEST



Michelle Lujan Grisham
New Mexico Governor
Raja Sambandam
Acting Cabinet Secretary & State CIO

September 1, 2024

Wayne Propst, Cabinet Secretary
Department of Finance and Administration
407 Galisteo Street
Santa Fe, New Mexico 87501

Dear Cabinet Secretary Propst,



It is with pleasure I present the fiscal year 2026 (FY26) budget appropriation request on behalf of the Department of Information Technology (DoIT). This request represents a prudent and reasonable approach to funding ongoing operations of the department. The request is aligned with actual FY24 revenues and expenditures, while accommodating changes such as cybersecurity expansion. DoIT, as the central service provider to state agencies, recognizes the need to provide secure, modern, and innovative information technology while operating in a fiscally responsible manner.

Based on approved published rates, DoIT charges its customer for services, including, but not limited to telecommunications; server and application hosting; network; internet service provider access; public safety communications; and use of the Statewide Human Resources, Accounting and Reporting (SHARE) system. The revenues generated from fees cover DoIT operating costs in compliance with state law and the federal uniform grant guidance. Cost recovery provides a method to sustain the department's non-reverting equipment replacement funds, used to refresh aging information technology infrastructure. This budget request includes detailed information, descriptions, and calculations for the six authorized programs.

This budget request reflects significant initiatives for the department, aligning with the Governor's priorities, and enhancing service delivery to support customer agency's operations.

Thank you for your consideration.

Sincerely,

DocuSigned by:

437214FBE82C453...
Raja Sambandam
Acting Cabinet Secretary and State Chief Information Officer
State Chief Information Security Officer


S-1

APPROPRIATION REQUEST CERTIFICATION FORM S-1

Agency Name: Department of Information Technology

Business Unit: 36100

I hereby certify that the accompanying summary and detailed statements are true and correct to the best of my knowledge and belief and that the arithmetic accuracy of all numeric information has been verified.

DocuSigned by:


437214FBE82G453...

Raja Sambandam , Acting Cabinet Secretary & State CIO

N/A,

DocuSigned by:


7618DA20271446A...

Eve Banner , Chief Financial Officer

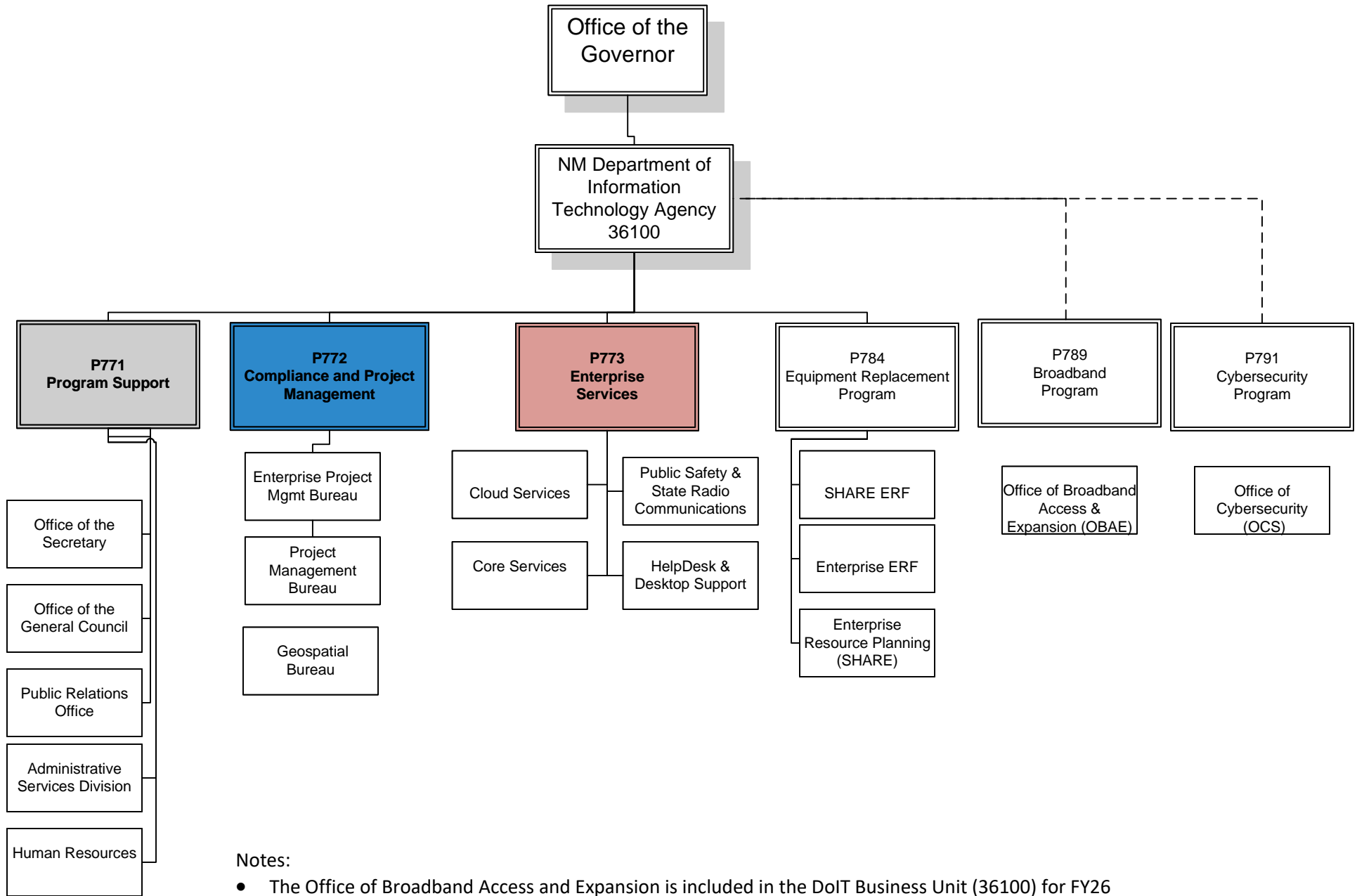
715 Alta Vista St. Santa
Fe, NM 87505

505-660-8850

Eve.Banner@doit.nm.gov

Note: Appropriation Requests for agencies headed by a board or commission must be approved by the board or commission by official action and signed by the chairperson. Operating Budgets of other agencies must be signed by the director or secretary. Appropriation Requests not properly signed will be returned.

S-2



Notes:

- The Office of Broadband Access and Expansion is included in the DoIT Business Unit (36100) for FY26
- The ERP SHARE team is managed by the Department of Finance and Administration
- Included in the FY26 request, is to create the Office of Geospatial Information Systems Bureau

S-8 & S-9

S-8 Financial Summary

(Dollars in Thousands)

BU PCode Department
36100 0000 0000000000

	2023-24 Opbud	2023-24 Actuals	2024-25 Opbud	2025-26 PCF Proj	Base	----- FY 2026 Agency Request ----- Expansion	Total
REVENUE							
111 General Fund Transfers	7,090.4	6,966.8	9,283.2	0.0	14,733.2	750.0	15,483.2
112 Other Transfers	9,458.0	19,610.6	9,376.7	0.0	12,255.2	0.0	12,255.2
120 Federal Revenues	0.0	(0.0)	0.0	0.0	0.0	0.0	0.0
130 Other Revenues	65,438.3	64,921.3	63,302.4	0.0	69,388.3	0.0	69,388.3
150 Fund Balance	4,658.9	9,022.9	10,393.2	0.0	7,258.8	0.0	7,258.8
REVENUE, TRANSFERS	86,645.6	100,521.6	92,355.5	0	103,635.5	750.0	104,385.5
REVENUE	86,645.6	100,521.6	92,355.5	0	103,635.5	750.0	104,385.5
EXPENSE							
200 Personal Services and Employee Benefits	19,249.5	17,960.6	22,319.1	22,707.9	24,559.3	425.0	24,984.3
300 Contractual services	9,779.9	7,597.1	9,497.9	0.0	9,045.4	200.0	9,245.4
400 Other	48,158.2	42,266.4	51,161.8	0.0	58,425.6	125.0	58,550.6
EXPENDITURES	77,187.6	67,824.1	82,978.8	22,707.9	92,030.3	750.0	92,780.3
500 Other financing uses	9,458.0	19,292.7	9,376.7	0.0	11,605.2	0.0	11,605.2
OTHER FINANCING USES	9,458.0	19,292.7	9,376.7	0	11,605.2	0.0	11,605.2
EXPENSE	86,645.6	87,116.8	92,355.5	22,707.9	103,635.5	750.0	104,385.5
FTE POSITIONS							
810 Permanent	177.00	174.90	196.00	174.90	204.00	2.00	206.00
820 Term	0.00	6.00	0.00	6.00	0.00	0.00	0.00
FTEs	177.00	180.90	196.00	180.90	204.00	2.00	206.00
FTE POSITIONS	177.00	180.90	196.00	180.90	204.00	2.00	206.00

BU PCode Department
36100 0000 0000000000

S-9 Account Code Revenue/Expenditure Summary
(Dollars in Thousands)

		2023-24	2023-24	2024-25	2025-26	----- FY 2026 Agency Request -----		
		Opbud	Actuals	Opbud	PCF Proj	Base	Expansion	Total
499105	General Fd. Appropriation	7,090.4	6,966.8	9,283.2	0.0	14,733.2	750.0	15,483.2
111	General Fund Transfers	7,090.4	6,966.8	9,283.2	0.0	14,733.2	750.0	15,483.2
499905	Other Financing Sources	0.0	317.9	0.0	0.0	650.0	0.0	650.0
499906	OFS - INTRA-Agency	9,458.0	19,292.7	9,376.7	0.0	11,605.2	0.0	11,605.2
112	Other Transfers	9,458.0	19,610.6	9,376.7	0.0	12,255.2	0.0	12,255.2
451903	Federal Direct - Operating	0.0	(0.0)	0.0	0.0	0.0	0.0	0.0
120	Federal Revenues	0.0	(0.0)	0.0	0.0	0.0	0.0	0.0
424202	Data Processing Services	25,270.3	22,377.2	20,970.6	0.0	25,350.5	0.0	25,350.5
424802	Central Telephone Services	26,604.8	28,512.0	27,006.3	0.0	28,638.8	0.0	28,638.8
424902	Other Intra State Services	1,100.1	755.5	1,079.1	0.0	905.6	0.0	905.6
425902	Other Services	12,463.1	11,879.1	13,596.4	0.0	14,493.4	0.0	14,493.4
433902	Other	0.0	0.0	650.0	0.0	0.0	0.0	0.0
441201	Interest On Investments	0.0	1,348.1	0.0	0.0	0.0	0.0	0.0
496901	Miscellaneous Revenue	0.0	49.4	0.0	0.0	0.0	0.0	0.0
130	Other Revenues	65,438.3	64,921.3	63,302.4	0.0	69,388.3	0.0	69,388.3
325900	Restricted FB - Gov	4,658.9	9,022.9	10,393.2	0.0	7,258.8	0.0	7,258.8
150	Fund Balance	4,658.9	9,022.9	10,393.2	0.0	7,258.8	0.0	7,258.8
TOTAL REVENUE		86,645.6	100,521.6	92,355.5	0	103,635.5	750.0	104,385.5
520100	Exempt Perm Positions P/T&F/T	981.3	716.3	993.9	1,132.9	961.5	0.0	961.5
520200	Term Positions	0.0	90.9	0.0	677.9	0.0	0.0	0.0
520300	Classified Perm Positions F/T	11,681.0	11,581.0	15,118.5	15,042.5	16,990.0	351.3	17,341.3
520500	Temporary Positions F/T & P/T	0.0	26.4	0.0	0.0	0.0	0.0	0.0
520600	Paid Unused Sick Leave	7.4	10.9	6.5	0.0	6.5	0.0	6.5
520700	Overtime & Other Premium Pay	945.8	682.0	918.9	0.0	918.9	0.0	918.9
520800	Annl & Comp Paid At Separation	80.2	119.6	34.5	0.0	34.5	0.0	34.5
520900	Differential Pay	13.7	9.8	0.0	0.0	0.0	0.0	0.0
521100	Group Insurance Premium	1,422.0	995.5	1,438.8	1,249.6	1,544.2	14.5	1,558.7
521200	Retirement Contributions	2,587.8	2,389.7	2,524.7	3,218.7	2,754.6	40.5	2,795.1
521300	F I C A	1,047.6	964.0	989.7	1,033.7	1,071.8	15.8	1,087.6
521400	Workers' Comp Assessment Fee	1.8	1.3	0.4	0.0	0.4	0.1	0.5
521410	GSD Work Comp Insur Premium	31.9	31.4	18.6	0.0	19.2	0.3	19.5
521600	Employee Liability Ins Premium	80.0	59.5	44.5	0.0	11.2	0.2	11.4
521700	RHC Act Contributions	265.0	248.5	230.1	352.6	246.5	2.3	248.8

BU PCode Department
36100 0000 0000000000

S-9 Account Code Revenue/Expenditure Summary
(Dollars in Thousands)

		2023-24	2023-24	2024-25	2025-26	----- FY 2026 Agency Request -----		
		Opbud	Actuals	Opbud	PCF Proj	Base	Expansion	Total
523000	COVID Related Admin Leave	10.1	33.8	0.0	0.0	0.0	0.0	0.0
523200	COVID Related Time Worked	93.9	0.0	0.0	0.0	0.0	0.0	0.0
200	Personal Services and Employee Bene	19,249.5	17,960.6	22,319.1	22,707.9	24,559.3	425.0	24,984.3
535100	Medical Services	0.0	0.9	0.0	0.0	0.0	0.0	0.0
535200	Professional Services	1,763.1	1,718.5	1,225.9	0.0	1,979.8	100.0	2,079.8
535300	Other Services	138.6	572.8	138.6	0.0	608.6	0.0	608.6
535309	Other Services - Interagency	0.0	1.6	0.0	0.0	0.0	0.0	0.0
535400	Audit Services	46.0	44.3	41.7	0.0	43.8	0.0	43.8
535500	Attorney Services	0.0	130.4	0.0	0.0	0.0	0.0	0.0
535600	IT Services	7,832.2	5,128.5	8,091.7	0.0	6,413.2	100.0	6,513.2
300	Contractual services	9,779.9	7,597.1	9,497.9	0.0	9,045.4	200.0	9,245.4
542100	Employee I/S Mileage & Fares	10.0	1.6	19.0	0.0	19.0	0.0	19.0
542200	Employee I/S Meals & Lodging	19.5	28.8	34.5	0.0	34.5	0.0	34.5
542300	Brd & Comm Mbr Meals & Lodging	15.0	0.0	10.0	0.0	0.0	0.0	0.0
542500	Transp - Fuel & Oil	56.6	53.2	56.6	0.0	56.6	0.0	56.6
542600	Transp - Parts & Supplies	9.1	20.5	9.1	0.0	11.1	0.0	11.1
542700	Transp - Transp Insurance	0.0	0.0	2.0	0.0	0.0	0.0	0.0
542800	State Transp Pool Charges	95.4	94.4	120.4	0.0	115.0	0.0	115.0
543100	Maint - Grounds & Roadways	0.0	15.0	0.0	0.0	0.0	0.0	0.0
543200	Maint - Furn, Fixt, Equipment	123.9	34.1	121.5	0.0	121.5	0.0	121.5
543300	Maint - Buildings & Structures	589.0	547.8	589.0	0.0	589.0	0.0	589.0
543400	Maint - Property Insurance	9.9	170.8	10.7	0.0	17.3	0.0	17.3
543500	Maint - Supplies	0.5	2.0	0.5	0.0	0.5	0.0	0.5
543700	Maintenance Services	12.5	142.6	12.5	0.0	12.5	0.0	12.5
543820	Maintenance IT	70.0	0.0	70.0	0.0	70.0	0.0	70.0
543830	IT HW/SW Agreements	12,558.8	10,618.2	10,712.0	0.0	16,941.0	100.8	17,041.8
544000	Supply Inventory IT	1,284.3	259.2	1,269.5	0.0	1,438.5	0.0	1,438.5
544100	Supplies-Office Supplies	18.4	12.7	50.4	0.0	35.4	10.0	45.4
544400	Supplies-Field Supplies	41.5	85.1	39.5	0.0	39.5	0.0	39.5
544700	Supplies-Clothing, Unifrms, Linen	0.5	0.3	0.5	0.0	0.5	0.0	0.5
544900	Supplies-Inventory Exempt	19.5	75.7	17.5	0.0	17.5	10.0	27.5
545600	Reporting & Recording	0.8	3.1	0.8	0.0	0.8	0.0	0.8
545609	Report/Record Inter St Agency	0.0	0.4	0.0	0.0	0.0	0.0	0.0

S-9 Account Code Revenue/Expenditure Summary
(Dollars in Thousands)

BU PCode Department
36100 0000 0000000000

		2023-24	2023-24	2024-25	2025-26	----- FY 2026 Agency Request -----		
		Opbud	Actuals	Opbud	PCF Proj	Base	Expansion	Total
545700	ISD Services	606.5	750.7	705.5	0.0	845.5	0.0	845.5
545710	DOIT HCM Assessment Fees	51.0	52.8	69.9	0.0	65.1	1.1	66.2
545800	Radio Communications Svcs	0.0	8.6	0.0	0.0	0.0	0.0	0.0
545900	Printing & Photo Services	1.0	9.4	4.0	0.0	1.0	0.0	1.0
546100	Postage & Mail Services	2.6	5.0	12.0	0.0	2.0	0.0	2.0
546310	Utilities - Sewer/Garbage	9.5	8.0	9.5	0.0	9.5	0.0	9.5
546320	Utilities - Electricity	295.0	298.0	295.0	0.0	295.0	0.0	295.0
546330	Utilities - Water	1.5	0.9	1.5	0.0	1.5	0.0	1.5
546340	Utilities - Natural Gas	5.0	5.1	5.0	0.0	5.0	0.0	5.0
546350	Utilities - Propane	58.5	37.5	58.5	0.0	58.5	0.0	58.5
546400	Rent Of Land & Buildings	347.5	147.4	472.5	0.0	472.5	0.0	472.5
546409	Rent Expense - Interagency	0.0	53.6	0.0	0.0	0.0	0.0	0.0
546500	Rent Of Equipment	794.4	85.2	794.5	0.0	794.5	0.0	794.5
546600	Communications	17,880.4	20,240.9	17,833.0	0.0	17,833.0	0.0	17,833.0
546610	DOIT Telecommunications	56.8	92.8	71.5	0.0	94.7	3.1	97.8
546700	Subscriptions/Dues/License Fee	236.8	47.5	236.8	0.0	236.8	0.0	236.8
546709	Subscription & Due Interagency	0.0	0.1	0.0	0.0	0.0	0.0	0.0
546800	Employee Training & Education	46.4	29.4	48.2	0.0	54.5	0.0	54.5
546900	Advertising	69.5	6.8	79.5	0.0	79.0	0.0	79.0
547000	Legal Settlements	0.0	10.5	0.0	0.0	0.5	0.0	0.5
547700	Debt Service-Principal	0.0	219.0	0.0	0.0	0.0	0.0	0.0
547900	Miscellaneous Expense	16.1	20.6	14.3	0.0	14.3	0.0	14.3
547909	Misc Expense Interagency	0.0	0.7	0.0	0.0	0.0	0.0	0.0
547999	Request to Pay Prior Year	0.0	21.0	0.0	0.0	0.0	0.0	0.0
548300	Information Tech Equipment	12,727.0	2,212.2	17,237.1	0.0	17,975.0	0.0	17,975.0
548400	Other Equipment	0.0	5,265.9	0.0	0.0	0.0	0.0	0.0
548800	Automotive & Aircraft	0.0	125.0	0.0	0.0	0.0	0.0	0.0
548900	Buildings & Structures	0.0	312.4	0.0	0.0	0.0	0.0	0.0
549600	Employee O/S Mileage & Fares	12.5	14.4	42.5	0.0	42.5	0.0	42.5
549700	Employee O/S Meals & Lodging	5.0	19.5	25.0	0.0	25.0	0.0	25.0
400	Other	48,158.2	42,266.4	51,161.8	0.0	58,425.6	125.0	58,550.6
555106	OFU - INTRA-Agency	9,458.0	19,292.7	9,376.7	0.0	11,605.2	0.0	11,605.2
500	Other financing uses	9,458.0	19,292.7	9,376.7	0.0	11,605.2	0.0	11,605.2

BU PCode Department
 36100 0000 0000000000

S-9 Account Code Revenue/Expenditure Summary
 (Dollars in Thousands)

		2023-24	2023-24	2024-25	2025-26	----- FY 2026 Agency Request -----		
		Opbud	Actuals	Opbud	PCF Proj	Base	Expansion	Total
TOTAL EXPENSE		86,645.6	87,116.8	92,355.5	22,707.9	103,635.5	750.0	104,385.5
810	Permanent	177.00	174.90	196.00	174.90	204.00	2.00	206.00
810	Permanent	177.00	174.90	196.00	174.90	204.00	2.00	206.00
820	Term	0.00	6.00	0.00	6.00	0.00	0.00	0.00
820	Term	0.00	6.00	0.00	6.00	0.00	0.00	0.00
TOTAL FTE POSITIONS		177.00	180.90	196.00	180.90	204.00	2.00	206.00

S-10

APPROPRIATION REQUEST

FORM S-10 FUND BALANCE PROJECTION

(In Whole Dollars)

Agency: <u>Department of Information Technology</u>	Business Unit: <u>36100</u>
Fund Name: <u>ENTERPRISE SERVICES</u>	Fund Number: <u>20310</u>
Legal Auth. _____	

BEGINNING BALANCE

Unreserved, undesignated fund balance (not cash balance) from SHARE NMS006GL Balance Sheet Report at close of FY24	5,454,900
--	-----------

ADJUSTMENTS

Add:

Interfund receivables, accounts receivables, and other assets not reflected in fund balance from FCD Reports at close of FY24	0
Other (explain in detail)	0

Deduct:

Liabilities not reflected in FCD Reports at close of FY24	0
Fund balance designated by law for future expenditure (non-reverting funds)	0
Amount due to State General Fund or other fund designated by statute	0
Other (explain in detail)	0
FY24 revision not reflected in liabilities	0

Total Adjustments	0
--------------------------	---

ADJUSTED UNRESERVED, UNDESIGNATED FUND BALANCE at close of FY24	5,454,900
--	-----------

Add:

Projected revenue/sources (less fund balance budgeted) for FY25	0
---	---

Deduct:

Projected total expenditures for FY25	0
---------------------------------------	---

ADJUSTED UNRESERVED/UNDESIGNATED FUND BALANCE at close of FY25	5,454,900
---	-----------

Add:

Projected revenue/sources (less fund balance requested) for FY26	0
--	---

Deduct:

Total expenditures budgeted in appropriation request	0
--	---

ADJUSTED UNRESERVED/UNDESIGNATED FUND BALANCE at close of FY26	5,454,900
---	-----------

APPROPRIATION REQUEST

FORM S-10 FUND BALANCE PROJECTION

(In Whole Dollars)

Agency: <u>Department of Information Technology</u>	Business Unit: <u>36100</u>
Fund Name: <u>Program Support</u>	Fund Number: <u>20320</u>
Legal Auth. _____	

BEGINNING BALANCE

Unreserved, undesignated fund balance (not cash balance) from SHARE NMS006GL Balance Sheet Report at close of FY24	0
--	---

ADJUSTMENTS

Add:

Interfund receivables, accounts receivables, and other assets not reflected in fund balance from FCD Reports at close of FY24	0
Other (explain in detail)	0

Deduct:

Liabilities not reflected in FCD Reports at close of FY24	0
Fund balance designated by law for future expenditure (non-reverting funds)	0
Amount due to State General Fund or other fund designated by statute	0
Other (explain in detail)	0
FY24 revision not reflected in liabilities	0

Total Adjustments	0
--------------------------	---

ADJUSTED UNRESERVED, UNDESIGNATED FUND BALANCE at close of FY24	0
--	---

Add:

Projected revenue/sources (less fund balance budgeted) for FY25	0
---	---

Deduct:

Projected total expenditures for FY25	0
---------------------------------------	---

ADJUSTED UNRESERVED/UNDESIGNATED FUND BALANCE at close of FY25	0
---	---

Add:

Projected revenue/sources (less fund balance requested) for FY26	0
--	---

Deduct:

Total expenditures budgeted in appropriation request	0
--	---

ADJUSTED UNRESERVED/UNDESIGNATED FUND BALANCE at close of FY26	0
---	---

APPROPRIATION REQUEST

FORM S-10 FUND BALANCE PROJECTION

(In Whole Dollars)

Agency: Department of Information Technology Business Unit: 36100
 Fund Name: Radio Communications-Special Fund Number: 20340
 Legal Auth. _____

BEGINNING BALANCE

Unreserved, undesignated fund balance (not cash balance) from SHARE NMS006GL Balance Sheet Report at close of FY24 0

ADJUSTMENTS

Add:

Interfund receivables, accounts receivables, and other assets not reflected in fund balance from FCD Reports at close of FY24 0

Other (explain in detail) 0

Deduct:

Liabilities not reflected in FCD Reports at close of FY24 0

Fund balance designated by law for future expenditure (non-reverting funds) 0

Amount due to State General Fund or other fund designated by statute 0

Other (explain in detail) 0

FY24 revision not reflected in liabilities 0

Total Adjustments 0

ADJUSTED UNRESERVED, UNDESIGNATED FUND BALANCE at close of FY24 0

Add:

Projected revenue/sources (less fund balance budgeted) for FY25 0

Deduct:

Projected total expenditures for FY25 0

ADJUSTED UNRESERVED/UNDESIGNATED FUND BALANCE at close of FY25 0

Add:

Projected revenue/sources (less fund balance requested) for FY26 0

Deduct:

Total expenditures budgeted in appropriation request 0

ADJUSTED UNRESERVED/UNDESIGNATED FUND BALANCE at close of FY26 0

APPROPRIATION REQUEST

FORM S-10 FUND BALANCE PROJECTION

(In Whole Dollars)

Agency: Department of Information Technology Business Unit: 36100
 Fund Name: SHARE OPERATING Fund Number: 20360
 Legal Auth. _____

BEGINNING BALANCE

Unreserved, undesignated fund balance (not cash balance) from SHARE NMS006GL Balance Sheet Report at close of FY24 4,546,300

ADJUSTMENTS

Add:

Interfund receivables, accounts receivables, and other assets not reflected in fund balance from FCD Reports at close of FY24 0

Other (explain in detail) 0

Deduct:

Liabilities not reflected in FCD Reports at close of FY24 0

Fund balance designated by law for future expenditure (non-reverting funds) 0

Amount due to State General Fund or other fund designated by statute 0

Other (explain in detail) 0

FY24 revision not reflected in liabilities 0

Total Adjustments 0

ADJUSTED UNRESERVED, UNDESIGNATED FUND BALANCE at close of FY24 4,546,300

Add:

Projected revenue/sources (less fund balance budgeted) for FY25 0

Deduct:

Projected total expenditures for FY25 0

ADJUSTED UNRESERVED/UNDESIGNATED FUND BALANCE at close of FY25 4,546,300

Add:

Projected revenue/sources (less fund balance requested) for FY26 0

Deduct:

Total expenditures budgeted in appropriation request 0

ADJUSTED UNRESERVED/UNDESIGNATED FUND BALANCE at close of FY26 4,546,300

APPROPRIATION REQUEST

FORM S-10 FUND BALANCE PROJECTION

(In Whole Dollars)

Agency: <u>Department of Information Technology</u>	Business Unit: <u>36100</u>
Fund Name: <u>Info/Tech Management Office</u>	Fund Number: <u>20370</u>
Legal Auth. _____	

BEGINNING BALANCE

Unreserved, undesignated fund balance (not cash balance) from SHARE NMS006GL Balance Sheet Report at close of FY24	485,000
--	---------

ADJUSTMENTS

Add:

Interfund receivables, accounts receivables, and other assets not reflected in fund balance from FCD Reports at close of FY24	0
Other (explain in detail)	0

Deduct:

Liabilities not reflected in FCD Reports at close of FY24	0
Fund balance designated by law for future expenditure (non-reverting funds)	0
Amount due to State General Fund or other fund designated by statute	0
Other (explain in detail)	0
FY24 revision not reflected in liabilities	0

Total Adjustments	0
--------------------------	---

ADJUSTED UNRESERVED, UNDESIGNATED FUND BALANCE at close of FY24	485,000
--	---------

Add:

Projected revenue/sources (less fund balance budgeted) for FY25	0
---	---

Deduct:

Projected total expenditures for FY25	0
---------------------------------------	---

ADJUSTED UNRESERVED/UNDESIGNATED FUND BALANCE at close of FY25	485,000
---	---------

Add:

Projected revenue/sources (less fund balance requested) for FY26	0
--	---

Deduct:

Total expenditures budgeted in appropriation request	0
--	---

ADJUSTED UNRESERVED/UNDESIGNATED FUND BALANCE at close of FY26	485,000
---	---------

APPROPRIATION REQUEST

FORM S-10 FUND BALANCE PROJECTION

(In Whole Dollars)

Agency: <u>Department of Information Technology</u>	Business Unit: <u>36100</u>
Fund Name: <u>NM Connect Fund</u>	Fund Number: <u>68390</u>
Legal Auth. _____	

BEGINNING BALANCE

Unreserved, undesignated fund balance (not cash balance) from SHARE NMS006GL Balance Sheet Report at close of FY24	122,125,000
--	-------------

ADJUSTMENTS

Add:

Interfund receivables, accounts receivables, and other assets not reflected in fund balance from FCD Reports at close of FY24	0
Other (explain in detail)	0

Deduct:

Liabilities not reflected in FCD Reports at close of FY24	0
Fund balance designated by law for future expenditure (non-reverting funds)	0
Amount due to State General Fund or other fund designated by statute	0
Other (explain in detail)	0
FY24 revision not reflected in liabilities	0

Total Adjustments 0

ADJUSTED UNRESERVED, UNDESIGNATED FUND BALANCE at close of FY24 122,125,000

Add:

Projected revenue/sources (less fund balance budgeted) for FY25	0
---	---

Deduct:

Projected total expenditures for FY25	0
---------------------------------------	---

ADJUSTED UNRESERVED/UNDESIGNATED FUND BALANCE at close of FY25 122,125,000

Add:

Projected revenue/sources (less fund balance requested) for FY26	0
--	---

Deduct:

Total expenditures budgeted in appropriation request	0
--	---

ADJUSTED UNRESERVED/UNDESIGNATED FUND BALANCE at close of FY26 122,125,000

APPROPRIATION REQUEST

FORM S-10 FUND BALANCE PROJECTION

(In Whole Dollars)

Agency: <u>Department of Information Technology</u>	Business Unit: <u>36100</u>
Fund Name: <u>GF Capital Outlay</u>	Fund Number: <u>93100</u>
Legal Auth. _____	

BEGINNING BALANCE

Unreserved, undesignated fund balance (not cash balance) from SHARE NMS006GL Balance Sheet Report at close of FY24	0
--	---

ADJUSTMENTS

Add:

Interfund receivables, accounts receivables, and other assets not reflected in fund balance from FCD Reports at close of FY24	0
Other (explain in detail)	0

Deduct:

Liabilities not reflected in FCD Reports at close of FY24	0
Fund balance designated by law for future expenditure (non-reverting funds)	0
Amount due to State General Fund or other fund designated by statute	0
Other (explain in detail)	0
FY24 revision not reflected in liabilities	0

Total Adjustments	0
--------------------------	---

ADJUSTED UNRESERVED, UNDESIGNATED FUND BALANCE at close of FY24	0
--	---

Add:

Projected revenue/sources (less fund balance budgeted) for FY25	0
---	---

Deduct:

Projected total expenditures for FY25	0
---------------------------------------	---

ADJUSTED UNRESERVED/UNDESIGNATED FUND BALANCE at close of FY25	0
---	---

Add:

Projected revenue/sources (less fund balance requested) for FY26	0
--	---

Deduct:

Total expenditures budgeted in appropriation request	0
--	---

ADJUSTED UNRESERVED/UNDESIGNATED FUND BALANCE at close of FY26	0
---	---

APPROPRIATION REQUEST

FORM S-10 FUND BALANCE PROJECTION

(In Whole Dollars)

Agency: <u>Department of Information Technology</u>	Business Unit: <u>36100</u>
Fund Name: <u>SHARE ERF</u>	Fund Number: <u>96870</u>
Legal Auth. _____	

BEGINNING BALANCE

Unreserved, undesignated fund balance (not cash balance) from SHARE NMS006GL Balance Sheet Report at close of FY24	<u>21,866,900</u>
--	-------------------

ADJUSTMENTS

Add:

Interfund receivables, accounts receivables, and other assets not reflected in fund balance from FCD Reports at close of FY24	<u>0</u>
Other (explain in detail)	<u>0</u>

Deduct:

Liabilities not reflected in FCD Reports at close of FY24	<u>0</u>
Fund balance designated by law for future expenditure (non-reverting funds)	<u>0</u>
Amount due to State General Fund or other fund designated by statute	<u>0</u>
Other (explain in detail)	<u>0</u>
FY24 revision not reflected in liabilities	<u>0</u>

Total Adjustments	<u>0</u>
--------------------------	----------

ADJUSTED UNRESERVED, UNDESIGNATED FUND BALANCE at close of FY24	<u>21,866,900</u>
--	-------------------

Add:

Projected revenue/sources (less fund balance budgeted) for FY25	<u>0</u>
---	----------

Deduct:

Projected total expenditures for FY25	<u>0</u>
---------------------------------------	----------

ADJUSTED UNRESERVED/UNDESIGNATED FUND BALANCE at close of FY25	<u>21,866,900</u>
---	-------------------

Add:

Projected revenue/sources (less fund balance requested) for FY26	<u>0</u>
--	----------

Deduct:

Total expenditures budgeted in appropriation request	<u>0</u>
--	----------

ADJUSTED UNRESERVED/UNDESIGNATED FUND BALANCE at close of FY26	<u>21,866,900</u>
---	-------------------

APPROPRIATION REQUEST

FORM S-10 FUND BALANCE PROJECTION

(In Whole Dollars)

Agency: <u>Department of Information Technology</u>	Business Unit: <u>36100</u>
Fund Name: <u>ENTERPRISE ERF</u>	Fund Number: <u>96880</u>
Legal Auth. _____	

BEGINNING BALANCE

Unreserved, undesignated fund balance (not cash balance) from SHARE NMS006GL Balance Sheet Report at close of FY24	37,547,600
--	------------

ADJUSTMENTS

Add:

Interfund receivables, accounts receivables, and other assets not reflected in fund balance from FCD Reports at close of FY24	0
Other (explain in detail)	0

Deduct:

Liabilities not reflected in FCD Reports at close of FY24	0
Fund balance designated by law for future expenditure (non-reverting funds)	0
Amount due to State General Fund or other fund designated by statute	0
Other (explain in detail)	0
FY24 revision not reflected in liabilities	0

Total Adjustments	0
--------------------------	----------

ADJUSTED UNRESERVED, UNDESIGNATED FUND BALANCE at close of FY24	37,547,600
--	-------------------

Add:

Projected revenue/sources (less fund balance budgeted) for FY25	0
---	---

Deduct:

Projected total expenditures for FY25	0
---------------------------------------	---

ADJUSTED UNRESERVED/UNDESIGNATED FUND BALANCE at close of FY25	37,547,600
---	-------------------

Add:

Projected revenue/sources (less fund balance requested) for FY26	0
--	---

Deduct:

Total expenditures budgeted in appropriation request	0
--	---

ADJUSTED UNRESERVED/UNDESIGNATED FUND BALANCE at close of FY26	37,547,600
---	-------------------

S-13

State of New Mexico

S-13 Line Items by Business Unit Expenditures

(Dollars in Thousands)

BusUnit	Line Item	2023-24	2024-25	Request		Recommendation		Opbud
		Actuals	Opbud	Base	Expansion	Base	Expansion	
36100	P771-R Program Support							
	520100 Exempt Perm Positions P/T&F/T	130.76	687.9	655.5	0	0	0	0.0
	520300 Classified Perm Positions F/T	1,845.65	2,756.1	2,793	0	0	0	0.0
	520600 Paid Unused Sick Leave	3.31	5.4	5.4	0	0	0	0.0
	520700 Overtime & Other Premium Pay	-0.08	26.5	26.5	0	0	0	0.0
	520800 Annl & Comp Paid At Separation	24.55	25.8	25.8	0	0	0	0.0
	521100 Group Insurance Premium	176.06	276.3	276.3	0	0	0	0.0
	521200 Retirement Contributions	381.44	508	508	0	0	0	0.0
	521300 F I C A	145.72	214.8	214.8	0	0	0	0.0
	521400 Workers' Comp Assessment Fee	0.23	0	0	0	0	0	0.0
	521410 GSD Work Comp Insur Premium	6.35	3.2	3.9	0	0	0	0.0
	521600 Employee Liability Ins Premium	12.45	7.5	2.3	0	0	0	0.0
	521700 RHC Act Contributions	39.71	57.5	57.5	0	0	0	0.0
	523000 COVID Related Admin Leave	6.83	0	0	0	0	0	0.0
	535200 Professional Services	0	4.3	8.2	0	0	0	0.0
	535300 Other Services	0.67	0	0	0	0	0	0.0
	535400 Audit Services	44.34	41.7	43.8	0	0	0	0.0
	542100 Employee I/S Mileage & Fares	0.19	3	3	0	0	0	0.0
	542200 Employee I/S Meals & Lodging	0.05	2	2	0	0	0	0.0
	542500 Transp - Fuel & Oil	6.64	5.9	5.9	0	0	0	0.0
	542600 Transp - Parts & Supplies	0.12	0.6	0.6	0	0	0	0.0
	542800 State Transp Pool Charges	16.53	14	17.5	0	0	0	0.0
	543200 Maint - Furn, Fixt, Equipment	0.39	2	2	0	0	0	0.0
	543400 Maint - Property Insurance	6.03	0	0	0	0	0	0.0
	543500 Maint - Supplies	0.05	0	0	0	0	0	0.0
	543830 IT HW/SW Agreements	128.84	93.7	173.4	0	0	0	0.0
	544000 Supply Inventory IT	3.13	21	21	0	0	0	0.0
	544100 Supplies-Office Supplies	3.3	6.9	6.9	0	0	0	0.0
	544900 Supplies-Inventory Exempt	0.06	2.5	2.5	0	0	0	0.0
	545600 Reporting & Recording	0.12	0	0	0	0	0	0.0
	545700 ISD Services	23.05	35.2	41.7	0	0	0	0.0
	545710 DOIT HCM Assessment Fees	12.14	14.2	14.3	0	0	0	0.0
	545900 Printing & Photo Services	0.03	0.5	0.5	0	0	0	0.0

State of New Mexico

S-13 Line Items by Business Unit Expenditures

(Dollars in Thousands)

546100	Postage & Mail Services	0.46	0	0	0	0	0	0	0.0
546400	Rent Of Land & Buildings	0	9.9	9.9	0	0	0	0	0.0
546500	Rent Of Equipment	5.01	20	20	0	0	0	0	0.0
546610	DOIT Telecommunications	37.04	31	41.2	0	0	0	0	0.0
546700	Subscriptions/Dues/License Fee	34.23	27	27	0	0	0	0	0.0
546709	Subscription & Due Interagency	0.13	0	0	0	0	0	0	0.0
546800	Employee Training & Education	6.98	6	6	0	0	0	0	0.0
547900	Miscellaneous Expense	1.98	3.8	3.8	0	0	0	0	0.0
549600	Employee O/S Mileage & Fares	4.99	4.5	4.5	0	0	0	0	0.0
549700	Employee O/S Meals & Lodging	1.55	2	2	0	0	0	0	0.0
Subtotal for:	36100 P771-R Program Support		3,111.03	4,920.7	5,026.7	0	0	0	0.0

BusUnit	Line Item	2023-24	2024-25	Request		Recommendation		Opbud
		Actuals	Opbud	Base	Expansion	Base	Expansion	
36100	P772-R Compliance and Project Manage							
	520100 Exempt Perm Positions P/T&F/T	-99.47	0	0	0	0	0	0.0
	520200 Term Positions	-14.87	0	0	0	0	0	0.0
	520300 Classified Perm Positions F/T	575.36	707	1,158.3	351.3	0	0	0.0
	520500 Temporary Positions F/T & P/T	-7.2	0	0	0	0	0	0.0
	520600 Paid Unused Sick Leave	0.34	0	0	0	0	0	0.0
	520800 Annl & Comp Paid At Separation	4.54	4.9	4.9	0	0	0	0.0
	521100 Group Insurance Premium	28.52	45.9	46	14.5	0	0	0.0
	521200 Retirement Contributions	88.42	127.9	127.9	40.5	0	0	0.0
	521300 F I C A	35.26	50	50	15.8	0	0	0.0
	521400 Workers' Comp Assessment Fee	0.1	0.2	0.2	0.1	0	0	0.0
	521410 GSD Work Comp Insur Premium	2.94	0.9	1	0.3	0	0	0.0
	521600 Employee Liability Ins Premium	4.95	2.1	0.6	0.2	0	0	0.0
	521700 RHC Act Contributions	8.97	7.1	7.1	2.3	0	0	0.0
	523000 COVID Related Admin Leave	5.7	0	0	0	0	0	0.0
	535200 Professional Services	58.69	0	50	100	0	0	0.0
	535500 Attorney Services	130.44	0	0	0	0	0	0.0
	535600 IT Services	0	0	0	100	0	0	0.0
	542200 Employee I/S Meals & Lodging	0.09	0	0	0	0	0	0.0
	543400 Maint - Property Insurance	2.44	0	0	0	0	0	0.0
	543830 IT HW/SW Agreements	-820.44	67.3	62.1	100.8	0	0	0.0
	544000 Supply Inventory IT	-14.01	0	40	0	0	0	0.0

State of New Mexico

S-13 Line Items by Business Unit Expenditures

(Dollars in Thousands)

544100	Supplies-Office Supplies	0	0	0	10	0	0	0.0
544900	Supplies-Inventory Exempt	0.49	0	0	10	0	0	0.0
545600	Reporting & Recording	-2.44	0	0	0	0	0	0.0
545609	Report/Record Inter St Agency	0.12	0	0	0	0	0	0.0
545700	ISD Services	6.07	0	10	0	0	0	0.0
545710	DOIT HCM Assessment Fees	3.28	5.2	3.6	1.1	0	0	0.0
546610	DOIT Telecommunications	11.44	3.5	10.3	3.1	0	0	0.0
546700	Subscriptions/Dues/License Fee	0.36	0	0	0	0	0	0.0
546800	Employee Training & Education	3.58	0	0	0	0	0	0.0
546900	Advertising	-0.09	0	0	0	0	0	0.0
547900	Miscellaneous Expense	0.69	0	0	0	0	0	0.0
549600	Employee O/S Mileage & Fares	0.44	0	0	0	0	0	0.0
549700	Employee O/S Meals & Lodging	-1.41	0	0	0	0	0	0.0
Subtotal for:	36100 P772-R Compliance and Project Manage	13.31	1,022	1,572	750	0	0	0.0

BusUnit	Line Item	2023-24	2024-25	Request		Recommendation		Opbud
		Actuals	Opbud	Base	Expansion	Base	Expansion	
36100	P773-R Enterprise Services							
	520100 Exempt Perm Positions P/T&F/T	143.56	120	120	0	0	0	0.0
	520300 Classified Perm Positions F/T	8,337.98	9,001.3	9,872.2	0	0	0	0.0
	520500 Temporary Positions F/T & P/T	19.2	0	0	0	0	0	0.0
	520600 Paid Unused Sick Leave	7.25	1.1	1.1	0	0	0	0.0
	520700 Overtime & Other Premium Pay	669.74	892.4	892.4	0	0	0	0.0
	520800 Annl & Comp Paid At Separation	89.83	3.8	3.8	0	0	0	0.0
	520900 Differential Pay	9.82	0	0	0	0	0	0.0
	521100 Group Insurance Premium	729.4	1,015.2	1,120.5	0	0	0	0.0
	521200 Retirement Contributions	1,636.87	1,562.1	1,792	0	0	0	0.0
	521300 F I C A	674.54	576.5	658.6	0	0	0	0.0
	521400 Workers' Comp Assessment Fee	0.92	0.2	0.2	0	0	0	0.0
	521410 GSD Work Comp Insur Premium	20.39	9.9	11.5	0	0	0	0.0
	521600 Employee Liability Ins Premium	38.69	23.5	6.7	0	0	0	0.0
	521700 RHC Act Contributions	170.23	118.3	134.7	0	0	0	0.0
	523000 COVID Related Admin Leave	18.52	0	388.8	0	0	0	0.0
	535100 Medical Services	0.88	0	0	0	0	0	0.0
	535200 Professional Services	507.25	721.6	721.6	0	0	0	0.0
	535300 Other Services	562.84	138.6	588.6	0	0	0	0.0

State of New Mexico

S-13 Line Items by Business Unit Expenditures

(Dollars in Thousands)

535600	IT Services	3,339.81	4,727.2	3,935.6	0	0	0	0.0
542100	Employee I/S Mileage & Fares	1.42	1	1	0	0	0	0.0
542200	Employee I/S Meals & Lodging	28.32	12.5	12.5	0	0	0	0.0
542500	Transp - Fuel & Oil	46.54	50.7	50.7	0	0	0	0.0
542600	Transp - Parts & Supplies	20.42	8.5	8.5	0	0	0	0.0
542800	State Transp Pool Charges	77.69	81.4	91.5	0	0	0	0.0
543100	Maint - Grounds & Roadways	15.01	0	0	0	0	0	0.0
543200	Maint - Furn, Fixt, Equipment	33.4	119.5	119.5	0	0	0	0.0
543300	Maint - Buildings & Structures	547.8	589	589	0	0	0	0.0
543400	Maint - Property Insurance	160.66	10.7	9.3	0	0	0	0.0
543500	Maint - Supplies	1.58	0.5	0.5	0	0	0	0.0
543700	Maintenance Services	254.26	12.5	12.5	0	0	0	0.0
543820	Maintenance IT	0	70	70	0	0	0	0.0
543830	IT HW/SW Agreements	9,624.32	10,118.6	15,924.6	0	0	0	0.0
544000	Supply Inventory IT	83.75	1,248.5	1,248.5	0	0	0	0.0
544100	Supplies-Office Supplies	6.6	8.5	8.5	0	0	0	0.0
544400	Supplies-Field Supplies	85.1	39.5	39.5	0	0	0	0.0
544700	Supplies-Clothng,Unifrms,Linen	0.31	0.5	0.5	0	0	0	0.0
544900	Supplies-Inventory Exempt	70.5	15	15	0	0	0	0.0
545600	Reporting & Recording	0.54	0.8	0.8	0	0	0	0.0
545700	ISD Services	691.33	657.9	779.5	0	0	0	0.0
545710	DOIT HCM Assessment Fees	34.11	39.1	37.2	0	0	0	0.0
545800	Radio Communications Svcs	8.6	0	0	0	0	0	0.0
545900	Printing & Photo Services	9.37	0.5	0.5	0	0	0	0.0
546100	Postage & Mail Services	4.58	2	2	0	0	0	0.0
546310	Utilities - Sewer/Garbage	7.96	9.5	9.5	0	0	0	0.0
546320	Utilities - Electricity	298.57	295	295	0	0	0	0.0
546330	Utilities - Water	0.89	1.5	1.5	0	0	0	0.0
546340	Utilities - Natural Gas	5.14	5	5	0	0	0	0.0
546350	Utilities - Propane	37.48	58.5	58.5	0	0	0	0.0
546400	Rent Of Land & Buildings	-258.1	337.6	337.6	0	0	0	0.0
546409	Rent Expense - Interagency	53.56	0	0	0	0	0	0.0
546500	Rent Of Equipment	72.3	769.5	769.5	0	0	0	0.0
546600	Communications	20,284.83	17,833	17,833	0	0	0	0.0
546610	DOIT Telecommunications	15	12	14.4	0	0	0	0.0

State of New Mexico

S-13 Line Items by Business Unit Expenditures

(Dollars in Thousands)

546700	Subscriptions/Dues/License Fee	10.83	209.8	209.8	0	0	0	0.0	
546800	Employee Training & Education	10.3	39.7	39.7	0	0	0	0.0	
546900	Advertising	-0.88	69.5	69	0	0	0	0.0	
547000	Legal Settlements	11	0	0.5	0	0	0	0.0	
547700	Debt Service-Principal	438	0	0	0	0	0	0.0	
547900	Miscellaneous Expense	15.03	10.5	10.5	0	0	0	0.0	
547909	Misc Expense Interagency	0.73	0	0	0	0	0	0.0	
547999	Request to Pay Prior Year	20.99	0	0	0	0	0	0.0	
548800	Automotive & Aircraft	164	0	0	0	0	0	0.0	
549600	Employee O/S Mileage & Fares	8.58	8	8	0	0	0	0.0	
549700	Employee O/S Meals & Lodging	13.97	3	3	0	0	0	0.0	
555106	OFU - INTRA-Agency	38,585.4	9,061.6	10,641.2	0	0	0	0.0	
Subtotal for:	36100 P773-R Enterprise Services		88,579.47	60,722.6	69,575.6	0	0	0	0.0

BusUnit	Line Item		2023-24	2024-25	Request		Recommendation		Opbud
			Actuals	Opbud	Base	Expansion	Base	Expansion	
36100	P784-R	Equipment Replacement Revolv							
	548300	Information Tech Equipment	2,212.24	16,779	17,900	0	0	0	0.0
	548400	Other Equipment	5,265.9	0	0	0	0	0	0.0
	548800	Automotive & Aircraft	42.97	0	0	0	0	0	0.0
	548900	Buildings & Structures	312.45	0	0	0	0	0	0.0
Subtotal for:	36100 P784-R	Equipment Replacement Revolv	7,833.56	16,779	17,900	0	0	0	0.0

BusUnit	Line Item		2023-24	2024-25	Request		Recommendation		Opbud
			Actuals	Opbud	Base	Expansion	Base	Expansion	
36100	P789-R	Broadband Access and Expansi							
	520100	Exempt Perm Positions P/T&F/T	110.94	186	186	0	0	0	0.0
	520200	Term Positions	-198.23	0	0	0	0	0	0.0
	520300	Classified Perm Positions F/T	186.45	1,210.3	1,333.8	0	0	0	0.0
	520700	Overtime & Other Premium Pay	3.02	0	0	0	0	0	0.0
	520800	Annl & Comp Paid At Separation	0.45	0	0	0	0	0	0.0
	521100	Group Insurance Premium	2.6	69.4	69.4	0	0	0	0.0
	521200	Retirement Contributions	18.6	228.5	228.5	0	0	0	0.0
	521300	F I C A	7.6	103.8	103.8	0	0	0	0.0
	521400	Workers' Comp Assessment Fee	0.03	0	0	0	0	0	0.0
	521410	GSD Work Comp Insur Premium	1.77	3.9	1.4	0	0	0	0.0
	521600	Employee Liability Ins Premium	3.36	9.8	0.8	0	0	0	0.0

State of New Mexico

S-13 Line Items by Business Unit Expenditures

(Dollars in Thousands)

521700	RHC Act Contributions	1.94	33	33	0	0	0	0.0
523000	COVID Related Admin Leave	1.69	0	0	0	0	0	0.0
535200	Professional Services	0	20	0	0	0	0	0.0
535300	Other Services	9.25	0	20	0	0	0	0.0
535309	Other Services - Interagency	1.63	0	0	0	0	0	0.0
535600	IT Services	0	105	105	0	0	0	0.0
542100	Employee I/S Mileage & Fares	-0.1	5	5	0	0	0	0.0
542200	Employee I/S Meals & Lodging	-0.24	10	10	0	0	0	0.0
542300	Brd & Comm Mbr Meals & Lodgin	0	10	0	0	0	0	0.0
542600	Transp - Parts & Supplies	0	0	2	0	0	0	0.0
542700	Transp - Transp Insurance	0	2	0	0	0	0	0.0
542800	State Transp Pool Charges	0.2	25	6	0	0	0	0.0
543200	Maint - Furn, Fixt, Equipment	0.27	0	0	0	0	0	0.0
543400	Maint - Property Insurance	1.63	0	8	0	0	0	0.0
543500	Maint - Supplies	0.35	0	0	0	0	0	0.0
543830	IT HW/SW Agreements	-80.47	45.9	10	0	0	0	0.0
544000	Supply Inventory IT	84.67	0	129	0	0	0	0.0
544100	Supplies-Office Supplies	2.78	25	10	0	0	0	0.0
544400	Supplies-Field Supplies	0.02	0	0	0	0	0	0.0
544900	Supplies-Inventory Exempt	4.58	0	0	0	0	0	0.0
545609	Report/Record Inter St Agency	0.15	0	0	0	0	0	0.0
545700	ISD Services	30.28	1.8	1.8	0	0	0	0.0
545710	DOIT HCM Assessment Fees	3.28	4.3	5	0	0	0	0.0
545900	Printing & Photo Services	0	3	0	0	0	0	0.0
546100	Postage & Mail Services	0	10	0	0	0	0	0.0
546400	Rent Of Land & Buildings	0	125	125	0	0	0	0.0
546500	Rent Of Equipment	0.71	5	5	0	0	0	0.0
546610	DOIT Telecommunications	29.4	9.5	14.4	0	0	0	0.0
546700	Subscriptions/Dues/License Fee	1.55	0	0	0	0	0	0.0
546800	Employee Training & Education	10.46	2.5	8.8	0	0	0	0.0
546900	Advertising	7.07	10	10	0	0	0	0.0
547900	Miscellaneous Expense	1.57	0	0	0	0	0	0.0
548300	Information Tech Equipment	0	75	75	0	0	0	0.0
549600	Employee O/S Mileage & Fares	-4.28	30	30	0	0	0	0.0
549700	Employee O/S Meals & Lodging	-4.06	20	20	0	0	0	0.0

State of New Mexico

S-13 Line Items by Business Unit Expenditures

(Dollars in Thousands)

	555106	OFU - INTRA-Agency	0	0	482	0	0	0	0.0
Subtotal for:	36100	P789-R Broadband Access and Expansi	240.9	2,388.7	3,038.7	0	0	0	0.0

BusUnit	Line Item	2023-24	2024-25	Request		Recommendation		Opbud
		Actuals	Opbud	Base	Expansion	Base	Expansion	
36100	P791-R Cybersecurity Office							
	520100 Exempt Perm Positions P/T&F/T	413.7	0	0	0	0	0	0.0
	520200 Term Positions	29.7	0	0	0	0	0	0.0
	520300 Classified Perm Positions F/T	528.9	1,443.8	1,443.9	0	0	0	0.0
	520500 Temporary Positions F/T & P/T	14.5	0	0	0	0	0	0.0
	521100 Group Insurance Premium	30.3	32	32	0	0	0	0.0
	521200 Retirement Contributions	186.9	98.2	98.2	0	0	0	0.0
	521300 F I C A	71.1	44.6	44.6	0	0	0	0.0
	521400 Workers' Comp Assessment Fee	0	0	0	0	0	0	0.0
	521410 GSD Work Comp Insur Premium	0	0.7	1.4	0	0	0	0.0
	521600 Employee Liability Ins Premium	0	1.6	0.8	0	0	0	0.0
	521700 RHC Act Contributions	19.5	14.2	14.2	0	0	0	0.0
	535200 Professional Services	1,152.6	480	1,200	0	0	0	0.0
	535600 IT Services	1,788.7	3,259.5	2,372.6	0	0	0	0.0
	542100 Employee I/S Mileage & Fares	0	10	10	0	0	0	0.0
	542200 Employee I/S Meals & Lodging	0	10	10	0	0	0	0.0
	543830 IT HW/SW Agreements	1,803.5	386.5	770.9	0	0	0	0.0
	544000 Supply Inventory IT	101.3	0	0	0	0	0	0.0
	544100 Supplies-Office Supplies	0	10	10	0	0	0	0.0
	545600 Reporting & Recording	4.8	0	0	0	0	0	0.0
	545609 Report/Record Inter St Agency	0.15	0	0	0	0	0	0.0
	545700 ISD Services	0	10.6	12.5	0	0	0	0.0
	545710 DOIT HCM Assessment Fees	0	7.1	5	0	0	0	0.0
	546610 DOIT Telecommunications	0	15.5	14.4	0	0	0	0.0
	546700 Subscriptions/Dues/License Fee	0.6	0	0	0	0	0	0.0
	546800 Employee Training & Education	0.06	0	0	0	0	0	0.0
	546900 Advertising	0.18	0	0	0	0	0	0.0
	547900 Miscellaneous Expense	1	0	0	0	0	0	0.0
	548300 Information Tech Equipment	0	383.1	0	0	0	0	0.0
	549600 Employee O/S Mileage & Fares	0.38	0	0	0	0	0	0.0
	549700 Employee O/S Meals & Lodging	5.42	0	0	0	0	0	0.0

State of New Mexico

S-13 Line Items by Business Unit Expenditures

(Dollars in Thousands)

	555106	OFU - INTRA-Agency	0	315.1	482	0	0	0	0.0
Subtotal for:	36100	P791-R Cybersecurity Office	6,153.28	6,522.5	6,522.5	0	0	0	0.0
36100			105,931.56	92,355.5	103,635.5	750	0	0	0.0

Totals by Line Item

BusUnit	Line Item	2023-24	2024-25	Request		Recommendation		Opbud
		Actuals	Opbud	Base	Expansion	Base	Expansion	
36100	520100 Exempt Perm Positions P/T&F/T	699.5	993.9	961.5	0	0	0	0.0
	520200 Term Positions	-183.41	0	0	0	0	0	0.0
	520300 Classified Perm Positions F/T	11,474.33	15,118.5	16,601.2	351.3	0	0	0.0
	520500 Temporary Positions F/T & P/T	26.5	0	0	0	0	0	0.0
	520600 Paid Unused Sick Leave	10.9	6.5	6.5	0	0	0	0.0
	520700 Overtime & Other Premium Pay	672.68	918.9	918.9	0	0	0	0.0
	520800 Annl & Comp Paid At Separation	119.38	34.5	34.5	0	0	0	0.0
	520900 Differential Pay	9.82	0	0	0	0	0	0.0
	521100 Group Insurance Premium	966.87	1,438.8	1,544.2	14.5	0	0	0.0
	521200 Retirement Contributions	2,312.24	2,524.7	2,754.6	40.5	0	0	0.0
	521300 F I C A	934.22	989.7	1,071.8	15.8	0	0	0.0
	521400 Workers' Comp Assessment Fee	1.28	0.4	0.4	0.1	0	0	0.0
	521410 GSD Work Comp Insur Premium	31.45	18.6	19.2	0.3	0	0	0.0
	521600 Employee Liability Ins Premium	59.46	44.5	11.2	0.2	0	0	0.0
	521700 RHC Act Contributions	240.35	230.1	246.5	2.3	0	0	0.0
	523000 COVID Related Admin Leave	32.74	0	388.8	0	0	0	0.0
	535100 Medical Services	0.88	0	0	0	0	0	0.0
	535200 Professional Services	1,718.54	1,225.9	1,979.8	100	0	0	0.0
	535300 Other Services	572.76	138.6	608.6	0	0	0	0.0
	535309 Other Services - Interagency	1.63	0	0	0	0	0	0.0
	535400 Audit Services	44.34	41.7	43.8	0	0	0	0.0
	535500 Attorney Services	130.44	0	0	0	0	0	0.0

State of New Mexico

S-13 Line Items by Business Unit Expenditures

(Dollars in Thousands)

535600	IT Services	5,128.51	8,091.7	6,413.2	100	0	0	0.0
542100	Employee I/S Mileage & Fares	1.52	19	19	0	0	0	0.0
542200	Employee I/S Meals & Lodging	28.22	34.5	34.5	0	0	0	0.0
542300	Brd & Comm Mbr Meals & Lodging	0	10	0	0	0	0	0.0
542500	Transp - Fuel & Oil	53.18	56.6	56.6	0	0	0	0.0
542600	Transp - Parts & Supplies	20.54	9.1	11.1	0	0	0	0.0
542700	Transp - Transp Insurance	0	2	0	0	0	0	0.0
542800	State Transp Pool Charges	94.42	120.4	115	0	0	0	0.0
543100	Maint - Grounds & Roadways	15.01	0	0	0	0	0	0.0
543200	Maint - Furn, Fixt, Equipment	34.06	121.5	121.5	0	0	0	0.0
543300	Maint - Buildings & Structures	547.8	589	589	0	0	0	0.0
543400	Maint - Property Insurance	170.76	10.7	17.3	0	0	0	0.0
543500	Maint - Supplies	1.97	0.5	0.5	0	0	0	0.0
543700	Maintenance Services	254.26	12.5	12.5	0	0	0	0.0
543820	Maintenance IT	0	70	70	0	0	0	0.0
543830	IT HW/SW Agreements	10,655.75	10,712	16,941	100.8	0	0	0.0
544000	Supply Inventory IT	258.84	1,269.5	1,438.5	0	0	0	0.0
544100	Supplies-Office Supplies	12.67	50.4	35.4	10	0	0	0.0
544400	Supplies-Field Supplies	85.12	39.5	39.5	0	0	0	0.0
544700	Supplies-Clothing,Unifrms,Linen	0.31	0.5	0.5	0	0	0	0.0
544900	Supplies-Inventory Exempt	75.62	17.5	17.5	10	0	0	0.0
545600	Reporting & Recording	3.03	0.8	0.8	0	0	0	0.0
545609	Report/Record Inter St Agency	0.42	0	0	0	0	0	0.0
545700	ISD Services	750.73	705.5	845.5	0	0	0	0.0
545710	DOIT HCM Assessment Fees	52.81	69.9	65.1	1.1	0	0	0.0
545800	Radio Communications Svcs	8.6	0	0	0	0	0	0.0
545900	Printing & Photo Services	9.4	4	1	0	0	0	0.0
546100	Postage & Mail Services	5.04	12	2	0	0	0	0.0
546310	Utilities - Sewer/Garbage	7.96	9.5	9.5	0	0	0	0.0
546320	Utilities - Electricity	298.57	295	295	0	0	0	0.0
546330	Utilities - Water	0.89	1.5	1.5	0	0	0	0.0
546340	Utilities - Natural Gas	5.14	5	5	0	0	0	0.0

State of New Mexico

S-13 Line Items by Business Unit Expenditures

(Dollars in Thousands)

546350	Utilities - Propane	37.48	58.5	58.5	0	0	0	0.0
546400	Rent Of Land & Buildings	-258.1	472.5	472.5	0	0	0	0.0
546409	Rent Expense - Interagency	53.56	0	0	0	0	0	0.0
546500	Rent Of Equipment	78.01	794.5	794.5	0	0	0	0.0
546600	Communications	20,284.83	17,833	17,833	0	0	0	0.0
546610	DOIT Telecommunications	92.88	71.5	94.7	3.1	0	0	0.0
546700	Subscriptions/Dues/License Fee	47.57	236.8	236.8	0	0	0	0.0
546709	Subscription & Due Interagency	0.13	0	0	0	0	0	0.0
546800	Employee Training & Education	31.38	48.2	54.5	0	0	0	0.0
546900	Advertising	6.28	79.5	79	0	0	0	0.0
547000	Legal Settlements	11	0	0.5	0	0	0	0.0
547700	Debt Service-Principal	438	0	0	0	0	0	0.0
547900	Miscellaneous Expense	20.27	14.3	14.3	0	0	0	0.0
547909	Misc Expense Interagency	0.73	0	0	0	0	0	0.0
547999	Request to Pay Prior Year	20.99	0	0	0	0	0	0.0
548300	Information Tech Equipment	2,212.24	17,237.1	17,975	0	0	0	0.0
548400	Other Equipment	5,265.9	0	0	0	0	0	0.0
548800	Automotive & Aircraft	206.97	0	0	0	0	0	0.0
548900	Buildings & Structures	312.45	0	0	0	0	0	0.0
549600	Employee O/S Mileage & Fares	10.11	42.5	42.5	0	0	0	0.0
549700	Employee O/S Meals & Lodging	15.47	25	25	0	0	0	0.0
555106	OFU - INTRA-Agency	38,585.4	9,376.7	11,605.2	0	0	0	0.0
Grand Total		105,931.56	92,355.5	103,635.5	750	0	0	0.0

R-2

Department of Information Technology

BU
36100

State of New Mexico

R-2 Transfers
(Dollars in Thousands)

Prov PCode	Prov Fund	Prov Account	Prov Account Name	Rec PCode	Rec Fund	Rec Account	Rec Account Name	2023-24 Actual Transfers	2024-25 Adopted Transfers	2025-26 Agency GF	2025-26 Agency OSF	2025-26 Agency ISF/IAT	2025-26 Agency FF	2025-26 Total Request	Justification
P773	20310	555106	OFU - INTRA	P784	96880	499906	OFS - INTRA	15,659.5	0	0	8,000	0	0	8,000	Enterprise ERF Transfer
P773	20360	555106	OFU - INTRA	P784	96870	499906	OFS - INTRA	3,633.2	0	0	2,641.2	0	0	2,641.2	SHARE ERF Transfer
Sum:									0	0	10,641.2	0	0	10,641.2	

Department of Information Technology

BU
36100

State of New Mexico

R-2 Transfers
(Dollars in Thousands)

Prov PCode	Prov Fund	Prov Account	Prov Account Name	Rec PCode	Rec Fund	Rec Account	Rec Account Name	2023-24 Actual Transfers	2024-25 Adopted Transfers	2025-26 Agency GF	2025-26 Agency OSF	2025-26 Agency ISF/IAT	2025-26 Agency FF	2025-26 Total Request	Justification
P789	68390	555106	OFU - INTRA	P771	20320	499906	OFS - INTRA	0	0	482	0	0	0	482	Fair share of Program Support
Sum:									0	482	0	0	0	482	

Department of Information Technology

BU
36100

State of New Mexico

R-2 Transfers
(Dollars in Thousands)

Prov PCode	Prov Fund	Prov Account	Prov Account Name	Rec PCode	Rec Fund	Rec Account	Rec Account Name	2023-24 Actual Transfers	2024-25 Adopted Transfers	2025-26 Agency GF	2025-26 Agency OSF	2025-26 Agency ISF/IAT	2025-26 Agency FF	2025-26 Total Request	Justification
P791	38310	555106	OFU - INTRA	P771	20320	499906	OFS - INTRA	0	0	482	0	0	0	482	Fair share of Program Support
Sum:									0	482	0	0	0	482	

REV/EXP

REV EXP COMPARISON

(Dollars in Thousands)

36100 - Department of Information Technology

	General Fund	Other Funds	Other Transfers	Federal Funds	Total
SOURCES	15,483.2	76,647.1	12,255.2	0.0	104,385.5
Personal Services and Employee Benefits	4,762.8	18,607.5	1,614.0	0.0	24,984.3
Contractual services	3,947.6	5,297.8	0.0	0.0	9,245.4
Other	5,808.8	42,100.6	10,641.2	0.0	58,550.6
Other financing uses	964.0	10,641.2	0.0	0.0	11,605.2
USES Total:	15,483.2	76,647.1	12,255.2	0.0	104,385.5
 Net:	 0.0	 0.0	 0.0	 0.0	 0.0

SAR

State of New Mexico
Specials Agency Report (3500)

Run Date: 8/29/24
 Run Time: 10:12:26 AM

Report Name

Business Unit	Rank	Form ID	Language Requested for GAA	Request Type Name	GF Request	Total Request	FTE Request	Agency Contact	Phone
36100	1	61096	To fund shortfall in the Enterprise Project Management Office.	Supplemental (FY 25)	550.0	550.0	0.00	Raja Sambandam	505-660-3280
36100	2	61094	For cybersecurity initiatives to govern, identify, protect, detect, respond, and recover including cybersecurity insurance coverage for the state.	Special (FY 26)	35,000.0	35,000.0	0.00	Raja Sambandam	505-660-3280
36100	3	61095	This fund will help the state to assess, design, and implement resilient and secure next generation enterprise network to support state's exploding digital growth.	Special (FY 26)	13,000.0	13,000.0	0.00	Raja Sambandam	505-660-3280
36100	4	61097	For cybersecurity initiatives including public education and higher education.	Special (FY26) (Language Only)	0.0	0.0	0.00	Raja Sambandam	505-660-3280
36100	5	61098	To develop and implement an integrated system for the enterprise project management office documents and services.	Special (FY26) (Language Only)	0.0	0.0	0.00	Raja Sambandam	505-660-3280
36100	6	61146	This fund will help evaluate and adopt transformational products to minimize technology friction, ensuring optimal IT performance. This fund will help DoIT evaluate and adopt the latest technologies to meet customer needs, drive innovation and public service excellence.	Special (FY 26)	1,500.0	1,500.0	0.00	Raja Sambandam	505-660-3280

BAR LANGUAGE

State of New Mexico

REQUEST FOR BUDGET ADJUSTMENT REQUEST, SECTION 4 OR SECTION 7 LANGUAGE

(Prepare separate forms for each request)

BU: 36100

Agency: Department of Information Technology

Analyst: Eve Banner

Phone: 505-660-8850

Request Type

FY 24 BAR Language _____

FY 25 BAR Language _____


Section 4 Language _____

Language requested for inclusion in General Appropriations Act (Please Follow Legislative Bill Drafting Conventions - See Instructions)

the department of information technology may request budget increases up to two million dollars (\$2,000,000) from other state funds from fund balances for telecommunication, information processing and the statewide human resources, accounting and management reporting system, may request budget increases up to ten percent of internal service funds/interagency transfers and other state funds appropriated in Section 4 of the General Appropriation Act of 2025 to support existing or new services and may request budget increases from fund balances up to the amount of depreciation expense, as reported in the notes to the financial statements of the agency's independent audit of the fiscal year ending June 30, 2025, to acquire and replace capital equipment and associated software used to provide enterprise services;

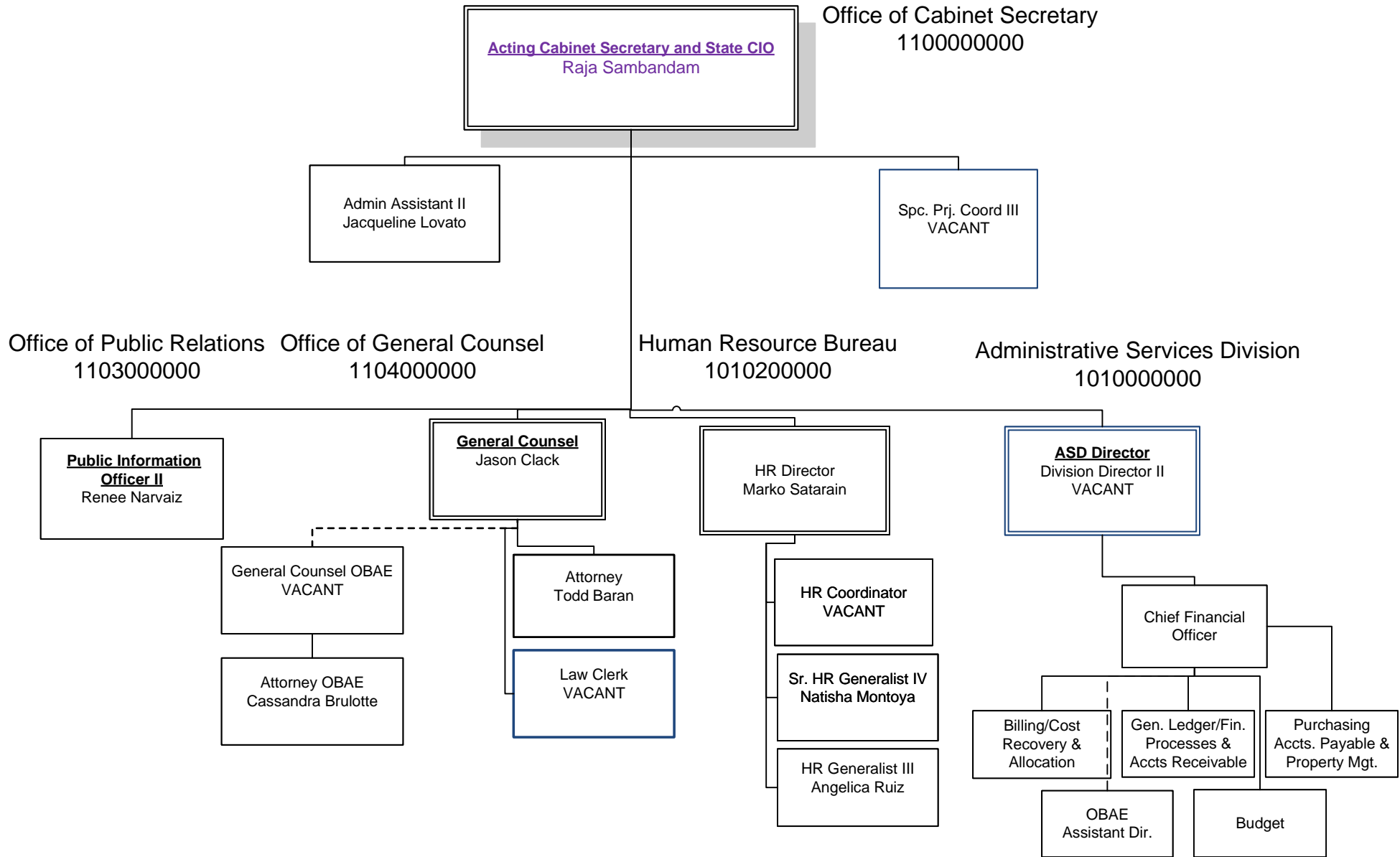
Justification:

To allow budget adjustments within the Enterprise funds.

Submitted by:  _____
7618DA20271446A...

Date: 8/28/24 _____

P-771



Detail on next pages

P771 - Program Support - Administrative Services Division

Acting Cabinet Secretary and State CIO
Raja Sambandam

Office of ASD Director
101000000

ASD Director
Division Director II
VACANT

Chief Financial Officer
GEN II
Eve Banner

Budget Bureau
101010000

Purchasing & Contracts Bureau
1010400100

Billing and Cost Recovery Bureau
1010300000

A/O II
Gerald Clokey

A/O II
Lucy Vigil-Rendon

General Ledger/Accts
Receivable Bureau
1010500000

A/O II
Tricia Trujillo

Gen Ledger/Financial
Processes Section
1010700000

IT END USER
SUPPORT MGR
Antonio Ogaz-Munoz

FINANCIAL COORD-A
Jackie Corriz

Budget Analyst-A
VACANT

FIN ANALYST-A
Roxanne Lucero

STAFF
Jeanette Garcia

FIN ANALYST-A
Henry Romero

OFFICE & ADM SUP-A
Fernando Zapata

Program Coordinator I
Karen Wisdom

Accounts Payable
1010400200

Purch. & Contracts Mgr.
LINE II
Julian Sanchez

PURCHASING AGENT-A
VACANT

ACCTNT & AUDITOR-O
David Rodriguez

Fixed Asset & Property Mgmt
1010400300

Accounts Receivable
A/O I
Jacqueline Bagby

Financial Analyst-A
Meghan Trujillo

ACCTNT & AUDITOR-A
Melissa Perea

Financial Analyst-O
VACANT

Fin Proc. Section
A/O I
Matthew Martinez

LINE II
Maria Navidad

ACCTNT & AUDITOR-A
Elsa Ornelas-Segura

ACCTNT & AUDITOR-A
Susie Vialpando

Financial Coord-A
VACANT

Financial Coord-A
Deborah Romero

FIN ANALYST-A
Debra Martinez

IT Database II
Camile Maes

IT Bus. Analyst II
Anna Nolasco

Program Description:

Program Support provides leadership, guidance, and administrative services to the Department of Information Technology (DoIT) in support of its mission to provide information technology (IT) services, radio communications, IT contract reviews, and telecommunication services to agencies statewide. Program Support encompasses the Administrative Service Division (ASD) and the Office of the Secretary. ASD is responsible for administrative policies and procedures, human resources, billing, budget, financial management, accounts receivable and payable, and procurement. Additionally, Program Support is responsible for establishing the cost recovery model to establish fair and equitable rates for services provided by the Enterprise Services program to DoIT's customers.

Major Issues and Accomplishments:

The FY23 audit identified three findings: – (previously reported as 2022-001 Improper Internal Controls Over Procurement and Purchasing and 2019-001 Untimely Purchase Orders) Inadequate Internal Controls over Procurement and Purchasing – Repeated and Modified.

DoIT implemented corrective actions and continues to update procedures to ensure all procurements comply with the State Procurement Code and DFA Model Accounting Practices (MAPS) requirements. Department Director evaluations will include performance goals to ensure the procurement code is followed to minimize the risk of procurement violations. Additional ASD staff attended Chief Procurement Officer (CPO) certification training to reduce procurement issues and further support and training staff. The CFO and CPO will email all department staff the DFA's ongoing monthly training schedule. In addition, the CPO will increase monitoring of all purchases to ensure compliance with the rules and will notify the CFO and the Secretary of any non-compliance.

During FY23, the program lost many key personnel, either through retirement or for other professional opportunities. With the transition of OBAE, there was an increase in procurement activity. Existing staff did an excellent job maintaining daily operations and processing contracts and other procurements promptly. The Department has filled key vacancies.

Accomplishments:

The department completed the procurement process with assistance from state agency's chief information officers (CIO) to create a request for proposals (RFP) for the IT professional services statewide price agreements (SWPA) which expired in December. State Purchasing Division issued the RFP on behalf of the department in late spring and worked with DoIT to award 107 SWPAs.

The department continues to utilize the cost recovery model to automate the rate development process and increase reporting functionality. The cost recovery model ensures compliance with Federal cost recovery requirements and transparency to internal and external stakeholders. In addition, the department's service liaison continues to assist in onboarding additional agencies with new or additional services.

Overview of Request:

Program Support provides comprehensive agency leadership through the Office of the Secretary; financial control; and human resources. ASD also ensures department compliance with directives from the Office of the Governor, Department of Finance and Administration (DFA), State Treasurer's Office, State Personnel Office, and Office of the State Auditor.

The primary customers for Program Support are DoIT's internal programs including Enterprise Services, and Compliance and Project Management, State of New Mexico agencies, and other local and federal entities using department services. The program currently provides administrative support to the Cybersecurity Office (P791) and the Office of Broadband Access and Expansion (P789).

P-1 Program Overview

Programmatic Changes:

Base Budget Justification: The department is requesting a \$100 thousand other state funds increase to cover anticipated cost increases in the 400's category. All other categories will remain flat with FY25.

Program Support

BU PCode Department
36100 P771 000000

State of New Mexico
S-8 Financial Summary
(Dollars in Thousands)

	2023-24 Opbud	2023-24 Actuals	2024-25 Opbud	2025-26 PCF Proj	Base	----- FY 2026 Agency Request ----- Expansion	Total
REVENUE							
112 Other Transfers	0.0	0.0	315.1	0.0	964.0	0.0	964.0
130 Other Revenues	3,781.9	3,318.4	4,605.6	0.0	4,062.7	0.0	4,062.7
150 Fund Balance	616.5	0.0	0.0	0.0	0.0	0.0	0.0
REVENUE, TRANSFERS	4,398.4	3,318.4	4,920.7	0.0	5,026.7	0.0	5,026.7
REVENUE	4,398.4	3,318.4	4,920.7	0.0	5,026.7	0.0	5,026.7
EXPENSE							
200 Personal Services and Employee Benefits	4,046.7	2,980.4	4,569.0	4,482.2	4,569.0	0.0	4,569.0
300 Contractual services	46.0	45.0	46.0	0.0	52.0	0.0	52.0
400 Other	305.7	293.0	305.7	0.0	405.7	0.0	405.7
EXPENDITURES	4,398.4	3,318.4	4,920.7	4,482.24	5,026.7	0.0	5,026.7
EXPENSE	4,398.4	3,318.4	4,920.7	4,482.24	5,026.7	0.0	5,026.7
FTE POSITIONS							
810 Permanent	36.00	38.00	40.00	38.00	40.00	0.00	40.00
FTEs	36.00	38.00	40.00	38.00	40.00	0.00	40.00
FTE POSITIONS	36.00	38.00	40.00	38.00	40.00	0.00	40.00

Program Support

BU PCode Department
 36100 P771 000000

State of New Mexico

S-9 Account Code Revenue/Expenditure Summary
 (Dollars in Thousands)

		2023-24	2023-24	2024-25	2025-26	----- FY 2026 Agency Request -----		
		Opbud	Actuals	Opbud	PCF Proj	Base	Expansion	Total
499906	OFS - INTRA-Agency	0.0	0.0	315.1	0.0	964.0	0.0	964.0
112	Other Transfers	0.0	0.0	315.1	0.0	964.0	0.0	964.0
424202	Data Processing Services	1,327.9	940.3	1,562.7	0.0	1,418.6	0.0	1,418.6
424802	Central Telephone Services	1,625.4	1,616.7	1,963.8	0.0	1,738.5	0.0	1,738.5
424902	Other Intra State Services	828.6	755.5	1,079.1	0.0	905.6	0.0	905.6
496901	Miscellaneous Revenue	0.0	5.9	0.0	0.0	0.0	0.0	0.0
130	Other Revenues	3,781.9	3,318.4	4,605.6	0.0	4,062.7	0.0	4,062.7
325900	Restricted FB - Gov	616.5	0.0	0.0	0.0	0.0	0.0	0.0
150	Fund Balance	616.5	0.0	0.0	0.0	0.0	0.0	0.0
TOTAL REVENUE		4,398.4	3,318.4	4,920.7	0.0	5,026.7	0.0	5,026.7
520100	Exempt Perm Positions P/T&F/T	687.4	184.5	687.9	445.9	655.5	0.0	655.5
520300	Classified Perm Positions F/T	2,174.8	1,942.5	2,756.1	2,847.2	2,793.0	0.0	2,793.0
520600	Paid Unused Sick Leave	5.7	3.5	5.4	0.0	5.4	0.0	5.4
520700	Overtime & Other Premium Pay	27.8	0.0	26.5	0.0	26.5	0.0	26.5
520800	Annl & Comp Paid At Separation	27.1	26.8	25.8	0.0	25.8	0.0	25.8
521100	Group Insurance Premium	281.7	186.5	276.3	279.7	276.3	0.0	276.3
521200	Retirement Contributions	532.8	410.4	508.0	638.0	508.0	0.0	508.0
521300	F I C A	225.3	156.9	214.8	202.1	214.8	0.0	214.8
521400	Workers' Comp Assessment Fee	0.0	0.2	0.0	0.0	0.0	0.0	0.0
521410	GSD Work Comp Insur Premium	6.8	6.5	3.2	0.0	3.9	0.0	3.9
521600	Employee Liability Ins Premium	17.0	12.4	7.5	0.0	2.3	0.0	2.3
521700	RHC Act Contributions	60.3	42.7	57.5	69.3	57.5	0.0	57.5
523000	COVID Related Admin Leave	0.0	7.4	0.0	0.0	0.0	0.0	0.0
200	Personal Services and Employee Bene	4,046.7	2,980.4	4,569.0	4,482.2	4,569.0	0.0	4,569.0
535200	Professional Services	0.0	0.0	4.3	0.0	8.2	0.0	8.2
535300	Other Services	0.0	0.7	0.0	0.0	0.0	0.0	0.0
535400	Audit Services	46.0	44.3	41.7	0.0	43.8	0.0	43.8
300	Contractual services	46.0	45.0	46.0	0.0	52.0	0.0	52.0
542100	Employee I/S Mileage & Fares	3.0	0.2	3.0	0.0	3.0	0.0	3.0
542200	Employee I/S Meals & Lodging	2.0	0.1	2.0	0.0	2.0	0.0	2.0
542500	Transp - Fuel & Oil	5.9	6.6	5.9	0.0	5.9	0.0	5.9
542600	Transp - Parts & Supplies	0.6	0.1	0.6	0.0	0.6	0.0	0.6
542800	State Transp Pool Charges	13.3	16.5	14.0	0.0	17.5	0.0	17.5

Program Support

BU PCode Department
 36100 P771 000000

State of New Mexico

S-9 Account Code Revenue/Expenditure Summary
 (Dollars in Thousands)

		2023-24	2023-24	2024-25	2025-26	----- FY 2026 Agency Request -----		
		Opbud	Actuals	Opbud	PCF Proj	Base	Expansion	Total
543200	Maint - Furn, Fixt, Equipment	2.0	0.4	2.0	0.0	2.0	0.0	2.0
543400	Maint - Property Insurance	0.0	6.0	0.0	0.0	0.0	0.0	0.0
543500	Maint - Supplies	0.0	0.0	0.0	0.0	0.0	0.0	0.0
543830	IT HW/SW Agreements	108.4	128.8	93.7	0.0	173.4	0.0	173.4
544000	Supply Inventory IT	21.0	3.1	21.0	0.0	21.0	0.0	21.0
544100	Supplies-Office Supplies	6.9	3.3	6.9	0.0	6.9	0.0	6.9
544900	Supplies-Inventory Exempt	2.5	0.1	2.5	0.0	2.5	0.0	2.5
545600	Reporting & Recording	0.0	0.1	0.0	0.0	0.0	0.0	0.0
545700	ISD Services	30.0	23.0	35.2	0.0	41.7	0.0	41.7
545710	DOIT HCM Assessment Fees	11.4	12.1	14.2	0.0	14.3	0.0	14.3
545900	Printing & Photo Services	0.5	0.0	0.5	0.0	0.5	0.0	0.5
546100	Postage & Mail Services	0.0	0.5	0.0	0.0	0.0	0.0	0.0
546400	Rent Of Land & Buildings	9.9	0.0	9.9	0.0	9.9	0.0	9.9
546500	Rent Of Equipment	20.0	5.0	20.0	0.0	20.0	0.0	20.0
546610	DOIT Telecommunications	25.0	37.0	31.0	0.0	41.2	0.0	41.2
546700	Subscriptions/Dues/License Fee	27.0	34.2	27.0	0.0	27.0	0.0	27.0
546709	Subscription & Due Interagency	0.0	0.1	0.0	0.0	0.0	0.0	0.0
546800	Employee Training & Education	6.0	7.0	6.0	0.0	6.0	0.0	6.0
547900	Miscellaneous Expense	3.8	2.0	3.8	0.0	3.8	0.0	3.8
549600	Employee O/S Mileage & Fares	4.5	5.0	4.5	0.0	4.5	0.0	4.5
549700	Employee O/S Meals & Lodging	2.0	1.5	2.0	0.0	2.0	0.0	2.0
400	Other	305.7	293.0	305.7	0.0	405.7	0.0	405.7
TOTAL EXPENSE		4,398.4	3,318.4	4,920.7	4,482.2	5,026.7	0.0	5,026.7
810	Permanent	36.00	38.00	40.00	38.00	40.00	0.00	40.00
810	Permanent	36.00	38.00	40.00	38.00	40.00	0.00	40.00
TOTAL FTE POSITIONS		36.00	38.00	40.00	38.00	40.00	0.00	40.00

REV EXP COMPARISON

(Dollars in Thousands)

36100 - Department of Information Technology

P771 - Program Support

	General Fund	Other Funds	Other Transfers	Federal Funds	Total
SOURCES Totals	0.0	4,062.7	964.0	0.0	5,026.7
Personal Services and Employee Benefits	0.0	3,605.0	964.0	0.0	4,569
Contractual services	0.0	52.0	0.0	0.0	52
Other	0.0	405.7	0.0	0.0	405.7
USES Total:	0.0	4,062.7	964.0	0.0	5,026.7
Net:	0.0	0.0	0.0	0.0	0.0

Program Support

BU PCode
36100 P771

State of New Mexico

E4 PCode Detail
(Dollars in Thousands)

Fund	Account	2023-24 Actuals	2024-25 Opbud	2025-26 PCF Proj	FY 2026 Agency Request					Total	Justification
					GF	OSF	ISF/IAT	FF			
00000	520300	Classified Perm Positions F/T	0.0	0.0	280.21	0.0	0.0	0.0	0.0	0.0	
00000	521100	Group Insurance Premium	0.0	0.0	20.45	0.0	0.0	0.0	0.0	0.0	
00000	521200	Retirement Contributions	0.0	0.0	53.3	0.0	0.0	0.0	0.0	0.0	
00000	521300	F I C A	0.0	0.0	17.18	0.0	0.0	0.0	0.0	0.0	
00000	521700	RHC Act Contributions	0.0	0.0	6.93	0.0	0.0	0.0	0.0	0.0	
20310	520100	Exempt Perm Positions P/T&F/T	184.5	687.9	268.84	0.0	655.5	0.0	0.0	655.5	
20310	520300	Classified Perm Positions F/T	1,942.5	1,850.2	2,334.98	0.0	0.0	0.0	0.0	0.0	
20310	520600	Paid Unused Sick Leave	(0.0)	5.4	0	0.0	5.4	0.0	0.0	5.4	
20310	520700	Overtime & Other Premium Pay	0.0	26.5	0	0.0	26.5	0.0	0.0	26.5	
20310	520800	Annl & Comp Paid At Separation	26.8	25.8	0	0.0	0.0	0.0	0.0	0.0	
20310	521100	Group Insurance Premium	186.5	276.3	226.43	0.0	276.3	0.0	0.0	276.3	
20310	521200	Retirement Contributions	410.4	508.0	495.65	0.0	508.0	0.0	0.0	508.0	
20310	521300	F I C A	156.9	214.8	159.72	0.0	214.8	0.0	0.0	214.8	
20310	521400	Workers' Comp Assessment Fee	0.2	0.0	0	0.0	0.0	0.0	0.0	0.0	
20310	521410	GSD Work Comp Insur Premium	6.5	3.2	0	0.0	3.9	0.0	0.0	3.9	
20310	521600	Employee Liability Ins Premium	12.4	7.5	0	0.0	2.3	0.0	0.0	2.3	
20310	521700	RHC Act Contributions	42.7	57.5	51.99	0.0	57.5	0.0	0.0	57.5	
20310	523000	COVID Related Admin Leave	7.4	0.0	0	0.0	0.0	0.0	0.0	0.0	
20320	520100	Exempt Perm Positions P/T&F/T	0.0	0.0	156.85	0.0	0.0	0.0	0.0	0.0	
20320	520300	Classified Perm Positions F/T	0.0	315.1	63.35	0.0	0.0	0.0	0.0	0.0	
20320	521100	Group Insurance Premium	0.0	0.0	16.17	0.0	0.0	0.0	0.0	0.0	
20320	521200	Retirement Contributions	0.0	0.0	53.11	0.0	0.0	0.0	0.0	0.0	
20320	521300	F I C A	0.0	0.0	13.57	0.0	0.0	0.0	0.0	0.0	
20320	521700	RHC Act Contributions	0.0	0.0	6.62	0.0	0.0	0.0	0.0	0.0	
20360	520100	Exempt Perm Positions P/T&F/T	0.0	0.0	20.24	0.0	0.0	0.0	0.0	0.0	
20360	520300	Classified Perm Positions F/T	0.0	590.8	168.72	0.0	1,829.0	964.0	0.0	2,793.0	
20360	520600	Paid Unused Sick Leave	3.5	0.0	0	0.0	0.0	0.0	0.0	0.0	
20360	520700	Overtime & Other Premium Pay	0.0	0.0	0	0.0	0.0	0.0	0.0	0.0	
20360	520800	Annl & Comp Paid At Separation	0.0	0.0	0	0.0	25.8	0.0	0.0	25.8	
20360	521100	Group Insurance Premium	(0.0)	0.0	16.66	0.0	0.0	0.0	0.0	0.0	
20360	521200	Retirement Contributions	0.0	0.0	35.97	0.0	0.0	0.0	0.0	0.0	
20360	521300	F I C A	(0.0)	0.0	11.59	0.0	0.0	0.0	0.0	0.0	
20360	521400	Workers' Comp Assessment Fee	0.0	0.0	0	0.0	0.0	0.0	0.0	0.0	

Program Support

BU PCode
36100 P771

State of New Mexico

E4 PCode Detail
(Dollars in Thousands)

Fund	Account	2023-24 Actuals	2024-25 Opbud	2025-26 PCF Proj	FY 2026 Agency Request				Total	Justification
					GF	OSF	ISF/IAT	FF		
20360	521700	RHC Act Contributions	0.0	0.0	3.74	0.0	0.0	0.0	0.0	0.0
20360	523000	COVID Related Admin Leave	(0.0)	0.0	0	0.0	0.0	0.0	0.0	0.0
	200	Personal Services and Employee Bene	2,980.4	4,569.0	4,482.24	0.0	3,605.0	964.0	0.0	4,569.0
20310	542100	Employee I/S Mileage & Fares	0.2	3.0	0	0.0	3.0	0.0	0.0	3.0
20310	542200	Employee I/S Meals & Lodging	0.1	2.0	0	0.0	2.0	0.0	0.0	2.0
20310	542500	Transp - Fuel & Oil	6.6	5.9	0	0.0	5.9	0.0	0.0	5.9
20310	542600	Transp - Parts & Supplies	0.1	0.6	0	0.0	0.6	0.0	0.0	0.6
20310	542800	State Transp Pool Charges	16.5	14.0	0	0.0	17.5	0.0	0.0	17.5
20310	543200	Maint - Furn, Fixt, Equipment	0.4	2.0	0	0.0	2.0	0.0	0.0	2.0
20310	543400	Maint - Property Insurance	6.0	0.0	0	0.0	0.0	0.0	0.0	0.0
20310	543500	Maint - Supplies	0.0	0.0	0	0.0	0.0	0.0	0.0	0.0
20310	543830	IT HW/SW Agreements	128.8	93.7	0	0.0	173.4	0.0	0.0	173.4
20310	544000	Supply Inventory IT	3.1	21.0	0	0.0	21.0	0.0	0.0	21.0
20310	544100	Supplies-Office Supplies	3.3	6.9	0	0.0	6.9	0.0	0.0	6.9
20310	544900	Supplies-Inventory Exempt	0.1	2.5	0	0.0	2.5	0.0	0.0	2.5
20310	545600	Reporting & Recording	0.1	0.0	0	0.0	0.0	0.0	0.0	0.0
20310	545700	ISD Services	23.0	35.2	0	0.0	41.7	0.0	0.0	41.7
20310	545710	DOIT HCM Assessment Fees	12.1	14.2	0	0.0	14.3	0.0	0.0	14.3
20310	545900	Printing & Photo Services	0.0	0.5	0	0.0	0.5	0.0	0.0	0.5
20310	546100	Postage & Mail Services	0.5	0.0	0	0.0	0.0	0.0	0.0	0.0
20310	546400	Rent Of Land & Buildings	0.0	9.9	0	0.0	9.9	0.0	0.0	9.9
20310	546500	Rent Of Equipment	5.0	20.0	0	0.0	20.0	0.0	0.0	20.0
20310	546610	DOIT Telecommunications	37.0	31.0	0	0.0	41.2	0.0	0.0	41.2
20310	546700	Subscriptions/Dues/License Fee	34.2	27.0	0	0.0	27.0	0.0	0.0	27.0
20310	546709	Subscription & Due Interagency	0.1	0.0	0	0.0	0.0	0.0	0.0	0.0
20310	546800	Employee Training & Education	7.0	6.0	0	0.0	6.0	0.0	0.0	6.0
20310	547900	Miscellaneous Expense	2.0	3.8	0	0.0	3.8	0.0	0.0	3.8
20310	549600	Employee O/S Mileage & Fares	5.0	4.5	0	0.0	4.5	0.0	0.0	4.5
20310	549700	Employee O/S Meals & Lodging	1.5	2.0	0	0.0	2.0	0.0	0.0	2.0
	400	Other	293.0	305.7	0	0.0	405.7	0.0	0.0	405.7
TOTAL EXPENSE			3,273.4	4,874.7		0.0	4,010.7	964.0	0.0	4,974.7

Program Support

BU PCode
36100 P771

State of New Mexico
Contract by PCode Detail
(Dollars in Thousands)

Fund	Account	#	Contract Purpose	Actuals	FY 2026 Agency Request				Total	Justification	
					GF	OSF	ISF/IAT	FF			
20310	535200	Professional Services	1000	Independant audit	0.0	0.0	8.2	0.0	0.0	8.2	
20310	535300	Other Services	1000		0.7	0.0	0.0	0.0	0.0	0.0	
20310	535400	Audit Services	1000	Annual fiscal year audit	44.3	0.0	43.8	0.0	0.0	43.8	
TOTAL EXPENSE					45.0	0.0	52.0	0.0	0.0	52.0	

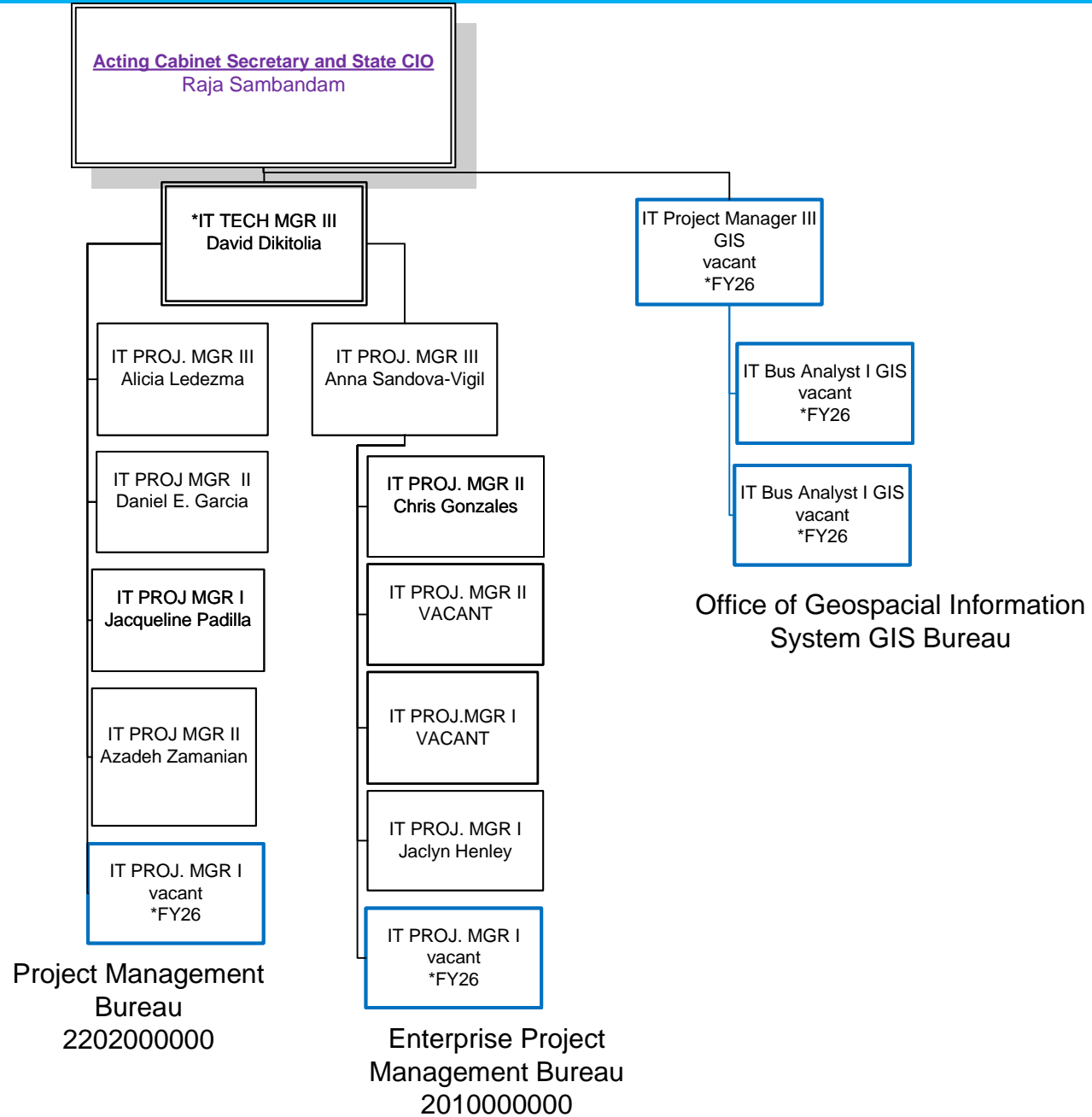
Performance Measures Summary

P771 Program Support

Purpose: The purpose of program support is to provide management and ensure cost recovery and allocation services through leadership, policies, procedures and administrative support for the department.

Performance Measures:		2022-23 Actual	2023-24 Actual	2024-25 Budget	2025-26 Request	2025-26 Recomm
Quality	Percent of state agency customers satisfied with the department of information technology's services and support	N/A	84%	88%	85%	
Output	Percentage of timely, accurate billing issued on or before the 10th of every month for the prior billing period	92%	86%	100%	100%	
Output	Percentage of accounts receivable balances collected within 120 days from the original invoice	95.0%	90.0%	95.0%	95.0%	
Output	Percent difference between enterprise service revenues and expenditures for cost recovery of service delivery	N/A	9%	10%	10%	
Outcome	Percent of enterprise services achieving a cost recovery rate within ten percent of breaking even	82%	91%	Discont	90%	

P-772



Program Description:

The purpose of the Compliance and Project Management program is to provide information technology (IT) strategic planning, oversight and consulting services to state agencies to improve services provided to New Mexico citizens. The program provides critical leadership and guidance including strategic planning, project management and oversight, and technology integration. The program includes Enterprise Project Management Office (EPMO) and Office of Geospatial Technology

Major Issues and Accomplishments:

MAJOR ISSUES

EPMO continues to have challenges providing state agencies additional training and meeting performance measure targets due to resource constraints and conflicting priorities. While resource constraints continue as a top priority, EPMO is in the process of assessing its function and workload structure. In addition, EMPO received a \$2 million IT funding appropriation for its modernization project.

ACCOMPLISHMENTS IN FY24

In preparation for the EPMO modernization project, The EPMO established project governance, established a project charter and draft project plan and obtained Initiation Certification effective July 24, 2023. In addition, EPMO presented to the PCC for and received approval for combined planning and implementation 5/20/24.

EPMO led the effort to reissue new IT Professional Services Statewide Price Agreements. The effort included review and update of eighteen Professional Service Categories, establishment of new staff augmentation and certified project contract templates, 108 offerors responded with 100 offerors being granted award agreements in February 2024. Revised guidance and video trainings were developed in support of the new contract vehicle and templates.

EPMO continues to improve effective project oversight processes and guidance; and provides clear and concise feedback to promote successful planning and execution of IT projects. In FY24, EPMO:

- Conducted reviews of 248 procurements totaling \$352.9 million, because of a streamlined process, met its performance measures
- Provided oversight and compliance services for the State's project portfolio of 68 certified projects with an overall IT investment of \$1.06 billion which includes \$417 million for the Human Services Department's Medicaid Management Information System Replacement project
- Reviewed business cases and IT funding requests for 31 state agency projects totaling \$205 million for the FY24 appropriation requests and received 38 agency IT Strategic Plans.

In FY24, the Office of Geospatial Technology supported the Office of Broadband Access and Expansion in the continued development of the Resource Geographic Information System and implemented an interactive map to support broadband. The Geospatial Information Officer improved collaboration, coordination and support with various stakeholders and committees to meet the state's geospatial needs. In collaboration with UNM's Earth Data Analysis Center, DoIT increased geospatial data offerings to improve data-driven decision making.

Overview of Request:

EPMO is responsible for oversight and compliance activities aligned with DoIT's statutory mandates, including review of state agency's IT procurements. Other services include actively managing and facilitating the annual cycle for IT strategic planning and state agency's IT funding requests. EPMO plays a key role reviewing state agency's project certification documentation to support the Project Certification Committee; the entity responsible for reviewing and approving phased funding for IT projects. EPMO also maintains the quarterly reporting dashboard for the state's IT project portfolio to promote transparency for project status reporting to the Department of Finance and Administration, Legislative Finance Committee, and the Science, Technology, and Telecommunications Committee.

The Office of Geospatial Technology (OGT) plays an active role for state and assists federal agencies to promote development and use of geospatial data; and supports broadband and other programs. The OGT coordinates the Geospatial Advisory Committee regarding geospatial technology planning and data acquisition projects for statewide mapping requirements. The office develops integrated data requirements to minimize redundancy and coordinates activities for the Geospatial Data Clearinghouse. Additionally, OGT supports the Office of Broadband Access and Expansion, and tribal communities' initiatives associated with geospatial data and broadband.

Programmatic Changes:

Base Budget Justification: The department is submitting a base increase of \$1.3 million for this program. With the separation of Cybersecurity in FY25, the Enterprise Project Management Office does not have sufficient funding for current operations therefore, an additional \$550 thousand is being requested. \$750 thousand is being requested for the creation of the Office of Geospatial Information Systems (OGIS) including 2 expansion FTE.

The Office of Geospatial Technology (OGT) plays an active role for state agencies to promote development and use of geospatial data, locally and as relates to national priorities. The OGT chairs the Geospatial Advisory Committee that convenes the statewide geospatial community to advise on geospatial information systems and technology, data acquisitions, and data and analytic requirements. The office develops integrated data requirements to minimize redundancy and guides management of the Geospatial Data Clearinghouse. Additionally, OGT acts as the Agency Tribal Liaison according to the State Tribal Collaboration Act to prioritize tribal communities' initiatives as they relate to information technology.

State of New Mexico
S-8 Financial Summary
 (Dollars in Thousands)

BU PCode Department
 36100 P772 000000

	2023-24 Opbud	2023-24 Actuals	2024-25 Opbud	2025-26 PCF Proj	Base	----- FY 2026 Agency Request -----		Total
						Expansion		
REVENUE								
111 General Fund Transfers	5,720.9	1,096.9	1,022.0	0.0	1,572.0	750.0		2,322.0
112 Other Transfers	0.0	317.9	0.0	0.0	0.0	0.0		0.0
120 Federal Revenues	0.0	(0.0)	0.0	0.0	0.0	0.0		0.0
130 Other Revenues	1,125.7	0.0	0.0	0.0	0.0	0.0		0.0
150 Fund Balance	147.8	0.0	0.0	0.0	0.0	0.0		0.0
REVENUE, TRANSFERS	6,994.4	1,414.8	1,022.0	0.0	1,572.0	750.0		2,322.0
REVENUE	6,994.4	1,414.8	1,022.0	0.0	1,572.0	750.0		2,322.0
EXPENSE								
200 Personal Services and Employee Benefits	1,842.1	1,073.5	946.0	1,637.6	1,396.0	425.0		1,821.0
300 Contractual services	4,021.5	189.1	0.0	0.0	50.0	200.0		250.0
400 Other	1,130.8	105.3	76.0	0.0	126.0	125.0		251.0
EXPENDITURES	6,994.4	1,368.0	1,022.0	1,637.62	1,572.0	750.0		2,322.0
EXPENSE	6,994.4	1,368.0	1,022.0	1,637.62	1,572.0	750.0		2,322.0
FTE POSITIONS								
810 Permanent	18.00	11.00	10.00	11.00	13.00	2.00		15.00
FTEs	18.00	11.00	10.00	11.00	13.00	2.00		15.00
FTE POSITIONS	18.00	11.00	10.00	11.00	13.00	2.00		15.00

BU PCode Department
36100 P772 000000

S-9 Account Code Revenue/Expenditure Summary
(Dollars in Thousands)

		2023-24	2023-24	2024-25	2025-26	----- FY 2026 Agency Request -----		
		Opbud	Actuals	Opbud	PCF Proj	Base	Expansion	Total
499105	General Fd. Appropriation	5,720.9	1,096.9	1,022.0	0.0	1,572.0	750.0	2,322.0
111	General Fund Transfers	5,720.9	1,096.9	1,022.0	0.0	1,572.0	750.0	2,322.0
499905	Other Financing Sources	0.0	317.9	0.0	0.0	0.0	0.0	0.0
112	Other Transfers	0.0	317.9	0.0	0.0	0.0	0.0	0.0
451903	Federal Direct - Operating	0.0	(0.0)	0.0	0.0	0.0	0.0	0.0
120	Federal Revenues	0.0	(0.0)	0.0	0.0	0.0	0.0	0.0
424202	Data Processing Services	321.5	0.0	0.0	0.0	0.0	0.0	0.0
424802	Central Telephone Services	532.7	0.0	0.0	0.0	0.0	0.0	0.0
424902	Other Intra State Services	271.5	0.0	0.0	0.0	0.0	0.0	0.0
130	Other Revenues	1,125.7	0.0	0.0	0.0	0.0	0.0	0.0
325900	Restricted FB - Gov	147.8	0.0	0.0	0.0	0.0	0.0	0.0
150	Fund Balance	147.8	0.0	0.0	0.0	0.0	0.0	0.0
TOTAL REVENUE		6,994.4	1,414.8	1,022.0	0.0	1,572.0	750.0	2,322.0
520100	Exempt Perm Positions P/T&F/T	0.9	53.7	0.0	0.0	0.0	0.0	0.0
520200	Term Positions	0.0	(0.0)	0.0	0.0	0.0	0.0	0.0
520300	Classified Perm Positions F/T	1,376.3	742.8	707.0	1,245.0	1,158.3	351.3	1,509.6
520500	Temporary Positions F/T & P/T	0.0	0.0	0.0	0.0	0.0	0.0	0.0
520600	Paid Unused Sick Leave	0.0	0.2	0.0	0.0	0.0	0.0	0.0
520700	Overtime & Other Premium Pay	0.8	0.0	0.0	0.0	0.0	0.0	0.0
520800	Annl & Comp Paid At Separation	8.2	2.3	4.9	0.0	4.9	0.0	4.9
521100	Group Insurance Premium	68.3	33.1	45.9	52.5	46.0	14.5	60.5
521200	Retirement Contributions	255.1	153.0	127.9	236.8	127.9	40.5	168.4
521300	F I C A	102.7	59.6	50.0	76.3	50.0	15.8	65.8
521400	Workers' Comp Assessment Fee	0.3	0.1	0.2	0.0	0.2	0.1	0.3
521410	GSD Work Comp Insur Premium	3.1	2.8	0.9	0.0	1.0	0.3	1.3
521600	Employee Liability Ins Premium	7.8	5.0	2.1	0.0	0.6	0.2	0.8
521700	RHC Act Contributions	18.6	15.8	7.1	26.9	7.1	2.3	9.4
523000	COVID Related Admin Leave	0.0	5.1	0.0	0.0	0.0	0.0	0.0
200	Personal Services and Employee Bene	1,842.1	1,073.5	946.0	1,637.6	1,396.0	425.0	1,821.0
535200	Professional Services	1,021.5	58.7	0.0	0.0	50.0	100.0	150.0
535500	Attorney Services	0.0	130.4	0.0	0.0	0.0	0.0	0.0
535600	IT Services	3,000.0	(0.0)	0.0	0.0	0.0	100.0	100.0
300	Contractual services	4,021.5	189.1	0.0	0.0	50.0	200.0	250.0

Compliance and Project Management

State of New Mexico

BU PCode Department
36100 P772 000000

S-9 Account Code Revenue/Expenditure Summary
(Dollars in Thousands)

		2023-24	2023-24	2024-25	2025-26	----- FY 2026 Agency Request -----		
		Opbud	Actuals	Opbud	PCF Proj	Base	Expansion	Total
542100	Employee I/S Mileage & Fares	1.0	0.0	0.0	0.0	0.0	0.0	0.0
542200	Employee I/S Meals & Lodging	0.0	0.1	0.0	0.0	0.0	0.0	0.0
543200	Maint - Furn, Fixt, Equipment	2.4	0.0	0.0	0.0	0.0	0.0	0.0
543400	Maint - Property Insurance	0.0	2.4	0.0	0.0	0.0	0.0	0.0
543830	IT HW/SW Agreements	1,067.3	37.4	67.3	0.0	62.1	100.8	162.9
544000	Supply Inventory IT	14.8	36.6	0.0	0.0	40.0	0.0	40.0
544100	Supplies-Office Supplies	2.2	0.0	0.0	0.0	0.0	10.0	10.0
544400	Supplies-Field Supplies	2.0	0.0	0.0	0.0	0.0	0.0	0.0
544900	Supplies-Inventory Exempt	2.0	0.5	0.0	0.0	0.0	10.0	10.0
545600	Reporting & Recording	0.0	0.0	0.0	0.0	0.0	0.0	0.0
545609	Report/Record Inter St Agency	0.0	0.1	0.0	0.0	0.0	0.0	0.0
545700	ISD Services	7.4	6.1	0.0	0.0	10.0	0.0	10.0
545710	DOIT HCM Assessment Fees	5.6	3.3	5.2	0.0	3.6	1.1	4.7
546100	Postage & Mail Services	0.6	0.0	0.0	0.0	0.0	0.0	0.0
546500	Rent Of Equipment	4.9	0.0	0.0	0.0	0.0	0.0	0.0
546600	Communications	5.9	0.0	0.0	0.0	0.0	0.0	0.0
546610	DOIT Telecommunications	12.2	11.4	3.5	0.0	10.3	3.1	13.4
546700	Subscriptions/Dues/License Fee	0.0	0.6	0.0	0.0	0.0	0.0	0.0
546800	Employee Training & Education	0.7	3.6	0.0	0.0	0.0	0.0	0.0
546900	Advertising	0.0	0.0	0.0	0.0	0.0	0.0	0.0
547900	Miscellaneous Expense	1.8	1.2	0.0	0.0	0.0	0.0	0.0
549600	Employee O/S Mileage & Fares	0.0	0.6	0.0	0.0	0.0	0.0	0.0
549700	Employee O/S Meals & Lodging	0.0	1.3	0.0	0.0	0.0	0.0	0.0
400	Other	1,130.8	105.3	76.0	0.0	126.0	125.0	251.0
TOTAL EXPENSE		6,994.4	1,368.0	1,022.0	1,637.6	1,572.0	750.0	2,322.0
810	Permanent	18.00	11.00	10.00	11.00	13.00	2.00	15.00
810	Permanent	18.00	11.00	10.00	11.00	13.00	2.00	15.00
TOTAL FTE POSITIONS		18.00	11.00	10.00	11.00	13.00	2.00	15.00

REV EXP COMPARISON

(Dollars in Thousands)

36100 - Department of Information Technology

P772 - Compliance and Project Management

	General Fund	Other Funds	Other Transfers	Federal Funds	Total
SOURCES Totals	2,322.0	0.0	0.0	0.0	2,322.0
Personal Services and Employee Benefits	1,821.0	0.0	0.0	0.0	1,821
Contractual services	250.0	0.0	0.0	0.0	250
Other	251.0	0.0	0.0	0.0	251
USES Total:	2,322.0	0.0	0.0	0.0	2,322.0
Net:	0.0	0.0	0.0	0.0	0.0

EB-1 Expansion Justifications
(Dollars in Thousands)

OGIS FTE Rank: 1

New Initiative	2025-26 GF Sources	2025-26 OSF Sources	2025-26 ISF/ IAT Sources	2025-26 FF Sources	2025-26 Total Request	2025-26 Exec Recommendation
General Fund Transfers	750.0	0.0	0.0	0.0	750.0	0.0
REVENUE, TRANSFERS	750.0	0.0	0.0	0.0	750.0	0.0
Personal Services and Employee	425.0	0.0	0.0	0.0	425.0	0.0
Contractual services	200.0	0.0	0.0	0.0	200.0	0.0
Other	125.0	0.0	0.0	0.0	125.0	0.0
EXPENDITURES	750.0	0.0	0.0	0.0	750.0	0.0
Permanent	0	0	0	0	2	
FTEs	0	0	0	0	2	0

Brief Description:

The Office of Geospatial Technology (OGT) plays an active role for state agencies to promote development and use of geospatial data, locally and as relates to national priorities. The OGT chairs the Geospatial Advisory Committee that convenes the statewide geospatial community to advise on geospatial information systems and technology, data acquisitions, and data and analytic requirements. The office develops integrated data requirements to minimize redundancy and guides management of the Geospatial Data Clearinghouse. Additionally, OGT acts as the Agency Tribal Liaison according to the State Tribal Collaboration Act to prioritize tribal communities' initiatives as they relate to information technology.

Legislative Change: ___

Session Law Citation:

Legal Settlement: ___

Case Number or Citation:

Compliance and Project Management

BU PCode
36100 P772

State of New Mexico

E4 PCode Detail
(Dollars in Thousands)

Fund	Account	2023-24 Actuals	2024-25 Opbud	2025-26 PCF Proj	FY 2026 Agency Request				Total	Justification
					GF	OSF	ISF/IAT	FF		
00000	521200	Retirement Contributions	0.0	0.0	0	0.0	0.0	0.0	0.0	0.0
20310	520300	Classified Perm Positions F/T	0.0	0.0	283.35	0.0	0.0	0.0	0.0	0.0
20310	521100	Group Insurance Premium	(0.0)	0.0	10.22	0.0	0.0	0.0	0.0	0.0
20310	521200	Retirement Contributions	(0.0)	0.0	53.89	0.0	0.0	0.0	0.0	0.0
20310	521300	F I C A	0.0	0.0	17.37	0.0	0.0	0.0	0.0	0.0
20310	521400	Workers' Comp Assessment Fee	(0.0)	0.0	0	0.0	0.0	0.0	0.0	0.0
20310	521410	GSD Work Comp Insur Premium	0.0	0.0	0	0.0	0.0	0.0	0.0	0.0
20310	521600	Employee Liability Ins Premium	0.0	0.0	0	0.0	0.0	0.0	0.0	0.0
20310	521700	RHC Act Contributions	0.0	0.0	7	0.0	0.0	0.0	0.0	0.0
20370	520100	Exempt Perm Positions P/T&F/T	53.7	0.0	0	0.0	0.0	0.0	0.0	0.0
20370	520200	Term Positions	(0.0)	0.0	0	0.0	0.0	0.0	0.0	0.0
20370	520300	Classified Perm Positions F/T	742.8	707.0	961.68	1,158.3	0.0	0.0	0.0	1,158.3
20370	520500	Temporary Positions F/T & P/T	0.0	0.0	0	0.0	0.0	0.0	0.0	0.0
20370	520600	Paid Unused Sick Leave	0.2	0.0	0	0.0	0.0	0.0	0.0	0.0
20370	520700	Overtime & Other Premium Pay	0.0	0.0	0	0.0	0.0	0.0	0.0	0.0
20370	520800	Annl & Comp Paid At Separation	2.3	4.9	0	4.9	0.0	0.0	0.0	4.9
20370	521100	Group Insurance Premium	33.2	45.9	42.31	46.0	0.0	0.0	0.0	46.0
20370	521200	Retirement Contributions	153.0	127.9	182.92	127.9	0.0	0.0	0.0	127.9
20370	521300	F I C A	59.6	50.0	58.94	50.0	0.0	0.0	0.0	50.0
20370	521400	Workers' Comp Assessment Fee	0.1	0.2	0	0.2	0.0	0.0	0.0	0.2
20370	521410	GSD Work Comp Insur Premium	2.8	0.9	0	1.0	0.0	0.0	0.0	1.0
20370	521600	Employee Liability Ins Premium	5.0	2.1	0	0.6	0.0	0.0	0.0	0.6
20370	521700	RHC Act Contributions	15.8	7.1	19.94	7.1	0.0	0.0	0.0	7.1
20370	523000	COVID Related Admin Leave	5.1	0.0	0	0.0	0.0	0.0	0.0	0.0
	200	Personal Services and Employee Bene	1,073.5	946.0	1,637.62	1,396.0	0.0	0.0	0.0	1,396.0
20310	542200	Employee I/S Meals & Lodging	0.1	0.0	0	0.0	0.0	0.0	0.0	0.0
20310	543400	Maint - Property Insurance	0.8	0.0	0	0.0	0.0	0.0	0.0	0.0
20310	543830	IT HW/SW Agreements	(0.0)	0.0	0	0.0	0.0	0.0	0.0	0.0
20310	545600	Reporting & Recording	0.0	0.0	0	0.0	0.0	0.0	0.0	0.0
20310	545700	ISD Services	6.1	0.0	0	10.0	0.0	0.0	0.0	10.0
20310	545710	DOIT HCM Assessment Fees	0.0	0.0	0	0.0	0.0	0.0	0.0	0.0
20310	546610	DOIT Telecommunications	0.0	0.0	0	0.0	0.0	0.0	0.0	0.0
20310	546700	Subscriptions/Dues/License Fee	0.6	0.0	0	0.0	0.0	0.0	0.0	0.0

Compliance and Project Management

State of New Mexico

BU PCode
36100 P772

E4 PCode Detail
(Dollars in Thousands)

Fund	Account	2023-24 Actuals	2024-25 Opbud	2025-26 PCF Proj	FY 2026 Agency Request				Total	Justification
					GF	OSF	ISF/IAT	FF		
20310	546800	Employee Training & Education	1.0	0.0	0	0.0	0.0	0.0	0.0	0.0
20310	546900	Advertising	0.0	0.0	0	0.0	0.0	0.0	0.0	0.0
20310	547900	Miscellaneous Expense	1.2	0.0	0	0.0	0.0	0.0	0.0	0.0
20310	549600	Employee O/S Mileage & Fares	0.6	0.0	0	0.0	0.0	0.0	0.0	0.0
20310	549700	Employee O/S Meals & Lodging	1.3	0.0	0	0.0	0.0	0.0	0.0	0.0
20370	543400	Maint - Property Insurance	1.6	0.0	0	0.0	0.0	0.0	0.0	0.0
20370	543830	IT HW/SW Agreements	37.4	67.3	0	62.1	0.0	0.0	0.0	62.1
20370	544000	Supply Inventory IT	36.6	0.0	0	40.0	0.0	0.0	0.0	40.0
20370	544100	Supplies-Office Supplies	0.0	0.0	0	0.0	0.0	0.0	0.0	0.0
20370	544900	Supplies-Inventory Exempt	0.5	0.0	0	0.0	0.0	0.0	0.0	0.0
20370	545609	Report/Record Inter St Agency	0.1	0.0	0	0.0	0.0	0.0	0.0	0.0
20370	545710	DOIT HCM Assessment Fees	3.3	5.2	0	3.6	0.0	0.0	0.0	3.6
20370	546610	DOIT Telecommunications	11.4	3.5	0	10.3	0.0	0.0	0.0	10.3
20370	546800	Employee Training & Education	2.6	0.0	0	0.0	0.0	0.0	0.0	0.0
	400	Other	105.3	76.0	0	126.0	0.0	0.0	0.0	126.0
TOTAL EXPENSE			1,178.8	1,022.0		1,522.0	0.0	0.0	0.0	1,522.0

State of New Mexico
Contract by PCode Detail
(Dollars in Thousands)

Fund	Account	#	Contract Purpose	Actuals	FY 2026 Agency Request				Total	Justification
					GF	OSF	ISF/IAT	FF		
11890	535200	Professional Services	1000	0.0	0.0	0.0	0.0	0.0	0.0	
11890	535600	IT Services	1000	(0.0)	0.0	0.0	0.0	0.0	0.0	
20310	535500	Attorney Services	1000	Legal Services	130.4	0.0	0.0	0.0	0.0	0.0
20370	535200	Professional Services	1000	Emergency incident response.	58.7	50.0	0.0	0.0	0.0	50.0
20370	535600	IT Services	1000		(0.0)	0.0	0.0	0.0	0.0	0.0
TOTAL EXPENSE					189.1	50.0	0.0	0.0	0.0	50.0

Performance Measures Summary

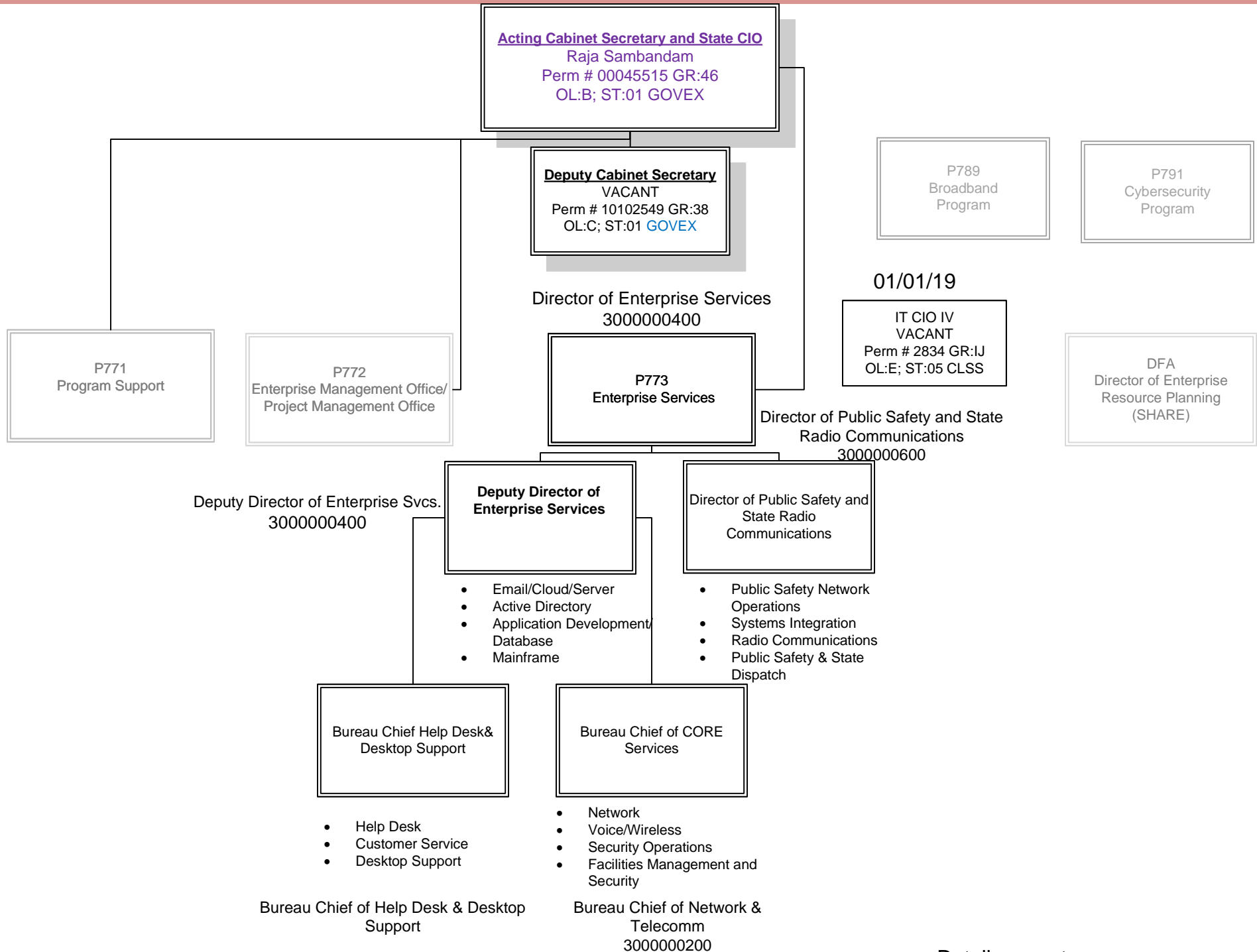
P772 Compliance and Project Management

Purpose: The purpose of the compliance and project management program is to provide information technology strategic planning, oversight and consulting services to New Mexico government agencies so they can improve services provided to New Mexicans.

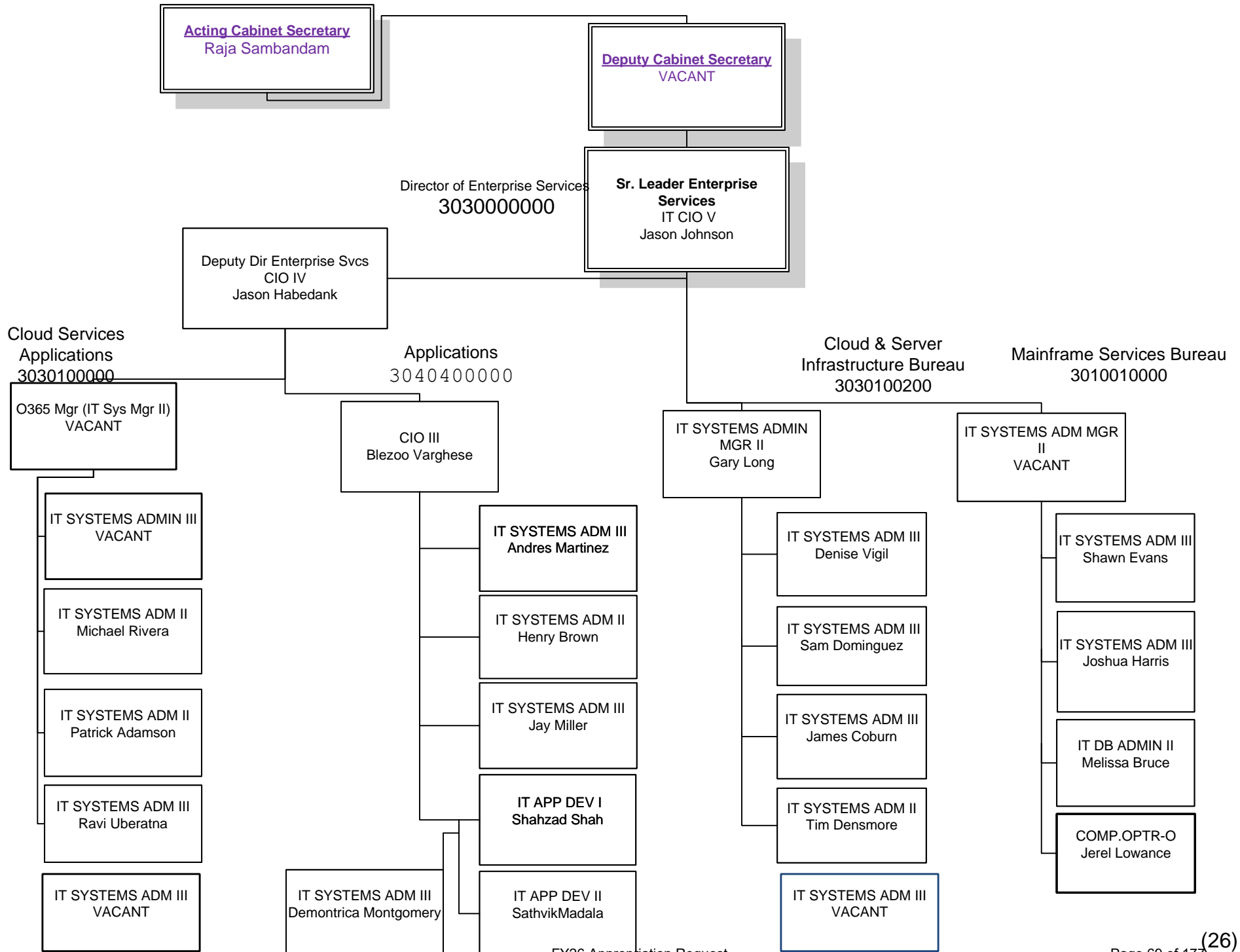
Performance Measures:		2022-23 Actual	2023-24 Actual	2024-25 Budget	2025-26 Request	2025-26 Recomm
Output	Number of workshops, trainings, events, or whitepapers delivered to agencies on IT best practices upon department analysis of key IT oversight areas	6	24	9	9	
Outcome	Percent of information technology professional service contracts greater than one million dollars in value reviewed within seven business days	82%	97%	95%	95%	
Outcome	Percent of information technology professional service contracts less than one million dollars in value reviewed within five business days	92%	93%	98%	98%	

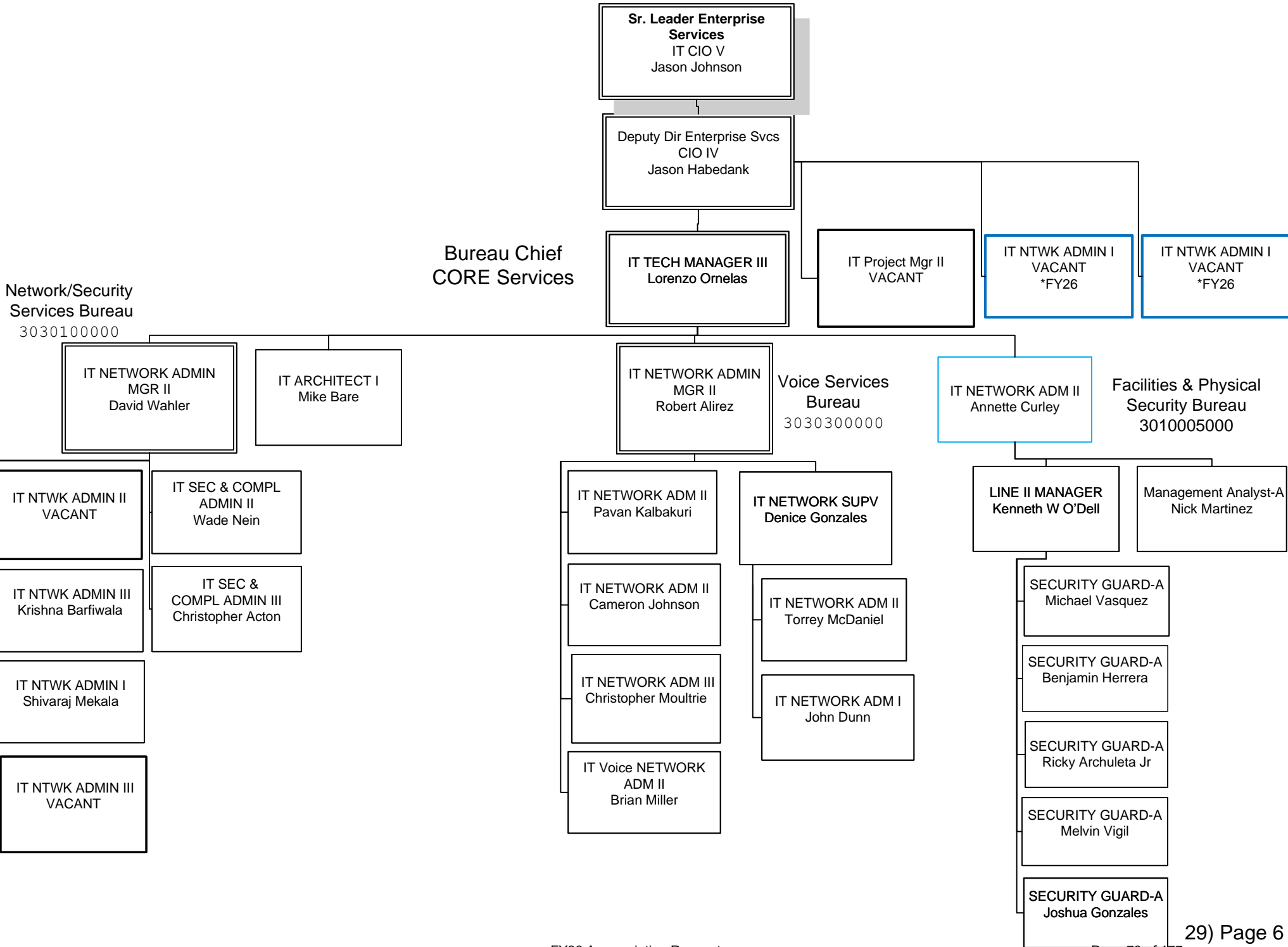
P-773

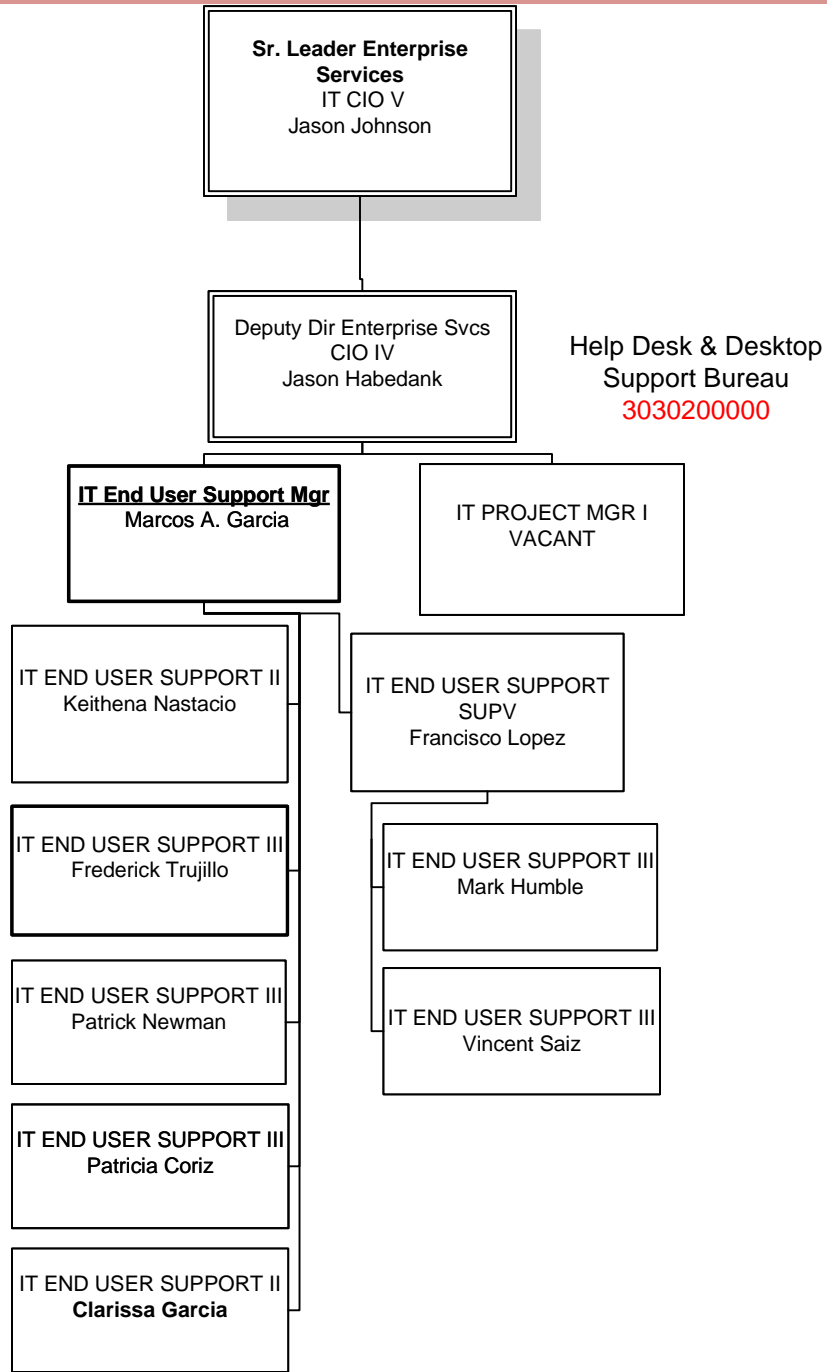
P773 – Enterprise Services



P773 – Enterprise Services







Public Safety Communication Division
305000000

Sr. Leader Enterprise Services
IT CIO V
Jason Johnson

Director of Public Safety and State Radio Communications
IT CIO IV
Michael Rohrbacher

IT NETWORK Bus
Analyst II
vacant
*FY 26

PS Network Operations Section
3050200100
SB Group 1

Network Operations & System Integration Bureau
3030300100

Radio Services Bureau
3050300000

IT Network Admin Manager I
Chris Perez

Undergrad Intern
VACANT

PS Radio Com Coord-A
Francisco Olivas

IT NETWORK ADMIN MANAGER I
Lucas Salazar

Santa Fe Radio Section
3050300100
SB Group 2

Las Cruces Radio Section
3050300200
SB Group 3

Las Vegas Radio Section
3050300500
SB Group 6

IT NETWORK ADMIN SUPV
Robert M. Vigil

IT NETWORK ADMIN SUPV
VACANT

IT NETWORK ADMIN SUPV
Timothy Berry

IT NETWORK ADMIN SUPV
Cosme Delgado

ABC Radio Section
3050300400
SB Group 5

IT NETWORK ADMIN SUPV
Chris Montoya

IT NETWORK ADMIN SUPV
Ben Archibeque

IT NETWORK ADMIN II
VACANT

IT NETWORK ADMIN II
Jimmy Conner

IT NETWORK ADMIN I
Jeremy R Maestas

IT NETWORK ADMIN I
Isaac Aguirre

IT NETWORK ADMIN I
Anthony Jaramillo

IT NETWORK ADMIN I
Antonio Solano

IT NETWORK ADMIN II
Joseph Schmitt

IT NETWORK ADMIN II
Gabriel Gates

IT NETWORK ADMIN I
Ryan Campion

IT NETWORK ADMIN II
VACANT

IT NETWORK ADMIN I
Michael Comparoni

IT NETWORK ADMIN I
Patrick Gonzales

IT NETWORK ADMIN I
vacant
*FY 26

IT NETWORK ADMIN II
Craig Gorham

IT NETWORK ADMIN II
Subscriber Support Spclst
Joel Marcott

Roswell Radio Section
3050300300
SB Group 4

IT NETWORK ADMIN SUPV
Richard Bohlin

IT NETWORK ADMIN I
Joshua Slevin

IT NETWORK ADMIN II
vacant
*FY 26

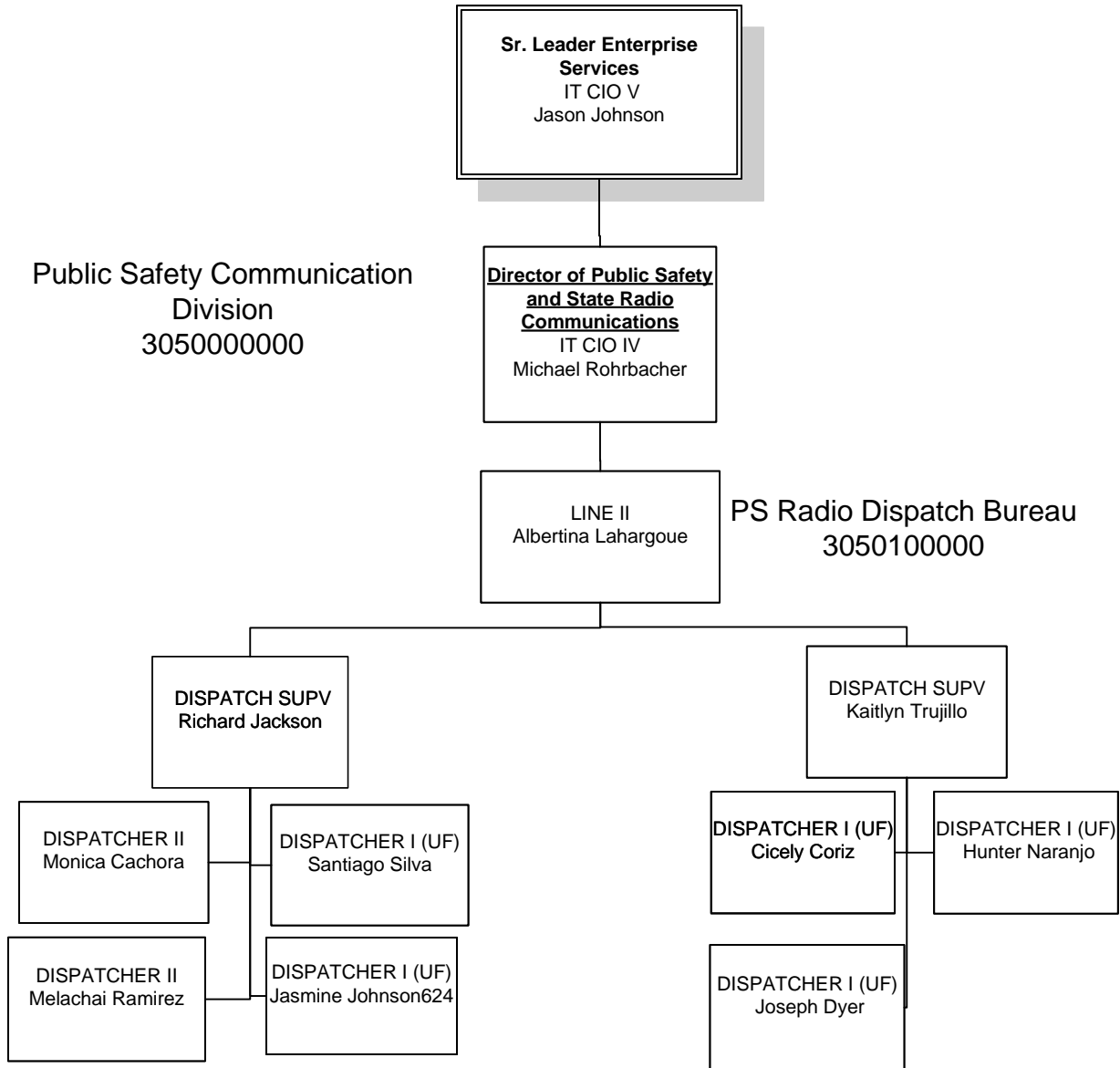
IT NETWORK ADMIN I
Joseph Martinez

IT NETWORK ADMIN I
Isaac Montoya

IT NETWORK ADMIN II
VACANT

IT NETWORK ADMIN I
Joshua Crespin

PS Systems Integration Section
3050200000



Program Description:

The Enterprise Services program implements and manages secure infrastructure for application and data hosting, processing and storage, as well as voice, data and public safety communications. This includes oversight and management of the state's data centers and telecommunications networks, including a private cloud environment. The program's primary goal is to improve delivery of IT and emergency radio communication services to executive branch agencies, local governments and constituents while optimizing investments. This is accomplished in part, by leveraging economies of scale and centralized management to deliver services.

Major Issues and Accomplishments:

Due to increasing demand for highly skilled IT professionals changing economic conditions (including inflation), hiring continues to be a concern for the department. With state agencies seeking next generation Technology services, the department requires qualified and competent staff to design, administer, monitor, and respond appropriately to enterprise service needs. Recruiting critical talent for key positions remains a challenge in some critical areas such as communications, system and network administration, cloud computing and emerging technologies. These challenges have been offset by allowing limited DoIT resources to work from other state managed support locations, but there are challenges to meet service needs, DoIT continues to leverage staff augmentation and third-party consultants, as needed, to ensure appropriate service level coverage. On the cybersecurity front, threat vectors are multiplying, exposing a need for improved data classification and protection. This is driving a need for personnel with specific skill sets who are equipped with tools to plan, protect, monitor and respond quickly in the event of data compromises and attacks.

Accomplishments FY24

DoIT continued to improve and upgrade the underlying VxRail infrastructure throughout FY24, completing the implementation of our SoNM private cloud environment, providing a secure, state owned and controlled environment for hosting applications. This major accomplishment resulted in significantly improved system performance, a more secure platform, improved system management, and disaster recovery.

The demand for plug-and-play technologies has grown significantly, driven by the need for customers to actively manage individual business applications. In response, the state's Infrastructure-as-a-Service (IaaS) team, responsible for overseeing the SoNM private cloud, has implemented robust security practices. These practices include full micro-segmentation and adherence to NIST 800.53 compliance guidelines ensuring the protection of sensitive information within the SoNM private cloud infrastructure. This secure IaaS platform allows DoIT to leverage economies of scale while supporting agency needs and meeting state (oversight, security, reporting) requirements. The department continues to leverage the SoNM private cloud as well as other commercial cloud service providers, to meet operational needs. This provides DoIT the ability to advise agencies on application placement to fulfill their business needs.

The department has continued to build on the Microsoft Digital Workspace enterprise service foundation offering a robust and modern digital collaboration environment. DoIT continues to leverage economies of scale and roll out additional features to supported agencies. Overall adoption of these services has gained traction in the last year, especially for DoIT direct supported/managed agencies due to the direct influence of DoIT. We continue to work with and encourage other agencies to adopt these services as these applications dramatically improved the state's security posture. While agencies are taking necessary steps to adopt these additional features, some require additional assistance to improve the end-user experience and security posture.

The Public Safety Communications group continued deployment of the Digital Trunked Radio System (DTRS); 19 more radio sites were deployed bringing the total to 50. Deployment of the DTRS continues to be a priority and the project is on track. The group continued to modernize its network and geographical coverage to 50 percent geographic coverage by the end of FY24. New subscribers joined DTRS including Dona Ana County Services, City of Santa Fe, Valencia County Services, City of Las Cruces, Socorro County Sheriff and the 2nd and 3rd Judicial Districts. Adoption of the system remains high, and DoIT is currently onboarding additional agencies to the DTRS platform. As system coverage is expanded statewide and more agencies are onboarded, interoperability among agencies increases. In addition, this reduces overall cost due to consolidation of disparate radio systems currently in use.

The department continues its modernization efforts for voice services, however shifting agency priorities have impeded some timelines, and the team remains focused on delivering updated voice upgrades. As of FY24 yearend the voice modernization project is at 87% complete. The department continues to upgrade the core network and deliver services to state owned facilities and local governments in Albuquerque. The department will continue to focus on technical tool acquisition and investing in equipment to keep up with the emerging trends and technology.

Overview of Request:

The program is funded by assessing fees for services, and includes depreciation costs, which allows for the use of Equipment Replacement Funds (ERF) to maintain and enhance services over time. Primary customers include executive branch agencies, boards and commissions, and other government branches, including federal, local, county, tribal and municipal governments.

The Enterprise Services program provides IT infrastructure services to customers 24-hours a day, 7-days a week and 365 days annually. Services include: the state's telecommunications system, public safety radio communications, managed applications such as Microsoft M365, a modern private cloud environment, data communication networks and the state's data centers. The state's primary and secondary data centers provide secure, redundant, computing facilities for many of the state government's most critical IT systems, including the SHARE enterprise resource planning (ERP) system. These facilities host internal and constituent-facing websites along with web and business applications. Enterprise Services' End User Support Bureau assists end users in resolving hardware and software issues, provide technical analysis, diagnostics, and troubleshooting. Additional enterprise services include the technical design, enterprise architecture, implementation and administration for the state's networks and data centers.

As IT services evolve to include third party hosted infrastructure and applications "as a service" the program has become a centralized managed service provider (MSP) for supported agencies. In this role, the program is able to optimize the delivery of services through economies of scale which provides greater efficiencies (spend optimization) and a "whole-of-state" approach enabling efficient and effective communication and collaboration across agencies. This whole-of-state approach requires centralized management and coordination.

Public Safety Communications is responsible for designing, implementing, and maintaining critical two-way public safety radio communication systems statewide. This includes supporting the legacy radio communications system and the design and implementation of the statewide Digital Trunked Radio System (DTRS). This system provides enhanced coverage, voice quality, features, and critical interoperability among agencies. DTRS improves coordination and more timely response communications for state agencies, first responders, and participating tribal, local, and federal agencies.

Programmatic Changes:

Base Budget Justification: The Enterprise and SHARE funds increased \$4.6 million over FY25 due to increased rates. These increases are allocated for higher staffing levels, increased IT hardware/software agreements and additional transfers to the ERF funds. The Enterprise program is also requesting an addition five FTE through internal funding

State of New Mexico
S-8 Financial Summary
 (Dollars in Thousands)

BU PCode Department
 36100 P773 000000

	2023-24 Opbud	2023-24 Actuals	2024-25 Opbud	2025-26 PCF Proj	Base	----- FY 2026 Agency Request -----		Total
						Expansion		
REVENUE								
111 General Fund Transfers	0.0	0.0	0.0	0.0	4,250.0	0.0		4,250.0
130 Other Revenues	60,530.7	60,254.8	58,046.8	0.0	65,325.6	0.0		65,325.6
150 Fund Balance	643.5	9,022.9	2,675.8	0.0	0.0	0.0		0.0
REVENUE, TRANSFERS	61,174.2	69,277.7	60,722.6	0.0	69,575.6	0.0		69,575.6
REVENUE	61,174.2	69,277.7	60,722.6	0.0	69,575.6	0.0		69,575.6
EXPENSE								
200 Personal Services and Employee Benefits	12,195.5	12,566.9	13,324.3	12,492.5	15,002.5	0.0		15,002.5
300 Contractual services	5,587.4	4,410.8	5,587.4	0.0	5,245.8	0.0		5,245.8
400 Other	33,933.3	32,890.9	32,749.3	0.0	38,686.1	0.0		38,686.1
EXPENDITURES	51,716.2	49,868.6	51,661.0	12,492.48	58,934.4	0.0		58,934.4
500 Other financing uses	9,458.0	19,292.7	9,061.6	0.0	10,641.2	0.0		10,641.2
OTHER FINANCING USES	9,458.0	19,292.7	9,061.6	0	10,641.2	0.0		10,641.2
EXPENSE	61,174.2	69,161.3	60,722.6	12,492.48	69,575.6	0.0		69,575.6
FTE POSITIONS								
810 Permanent	112.00	102.00	118.00	102.00	123.00	0.00		123.00
FTEs	112.00	102.00	118.00	102.00	123.00	0.00		123.00
FTE POSITIONS	112.00	102.00	118.00	102.00	123.00	0.00		123.00

Enterprise Services

BU PCode Department
36100 P773 000000

State of New Mexico

S-9 Account Code Revenue/Expenditure Summary
(Dollars in Thousands)

		2023-24	2023-24	2024-25	2025-26	----- FY 2026 Agency Request -----		
		Opbud	Actuals	Opbud	PCF Proj	Base	Expansion	Total
499105	General Fd. Appropriation	0.0	0.0	0.0	0.0	4,250.0	0.0	4,250.0
111	General Fund Transfers	0.0	0.0	0.0	0.0	4,250.0	0.0	4,250.0
424202	Data Processing Services	23,620.9	21,436.9	19,407.9	0.0	23,931.9	0.0	23,931.9
424802	Central Telephone Services	24,446.7	26,895.3	25,042.5	0.0	26,900.3	0.0	26,900.3
425902	Other Services	12,463.1	11,879.1	13,596.4	0.0	14,493.4	0.0	14,493.4
496901	Miscellaneous Revenue	0.0	43.4	0.0	0.0	0.0	0.0	0.0
130	Other Revenues	60,530.7	60,254.8	58,046.8	0.0	65,325.6	0.0	65,325.6
325900	Restricted FB - Gov	643.5	9,022.9	2,675.8	0.0	0.0	0.0	0.0
150	Fund Balance	643.5	9,022.9	2,675.8	0.0	0.0	0.0	0.0
TOTAL REVENUE		61,174.2	69,277.7	60,722.6	0.0	69,575.6	0.0	69,575.6
520100	Exempt Perm Positions P/T&F/T	127.0	143.5	120.0	197.9	120.0	0.0	120.0
520300	Classified Perm Positions F/T	7,416.1	8,338.0	9,001.3	9,018.9	10,261.0	0.0	10,261.0
520500	Temporary Positions F/T & P/T	0.0	19.2	0.0	0.0	0.0	0.0	0.0
520600	Paid Unused Sick Leave	1.7	7.2	1.1	0.0	1.1	0.0	1.1
520700	Overtime & Other Premium Pay	917.2	669.8	892.4	0.0	892.4	0.0	892.4
520800	Annl & Comp Paid At Separation	44.9	89.8	3.8	0.0	3.8	0.0	3.8
520900	Differential Pay	13.7	9.8	0.0	0.0	0.0	0.0	0.0
521100	Group Insurance Premium	1,029.9	729.4	1,015.2	768.7	1,120.5	0.0	1,120.5
521200	Retirement Contributions	1,653.2	1,636.9	1,562.1	1,753.4	1,792.0	0.0	1,792.0
521300	F I C A	653.0	674.5	576.5	565.0	658.6	0.0	658.6
521400	Workers' Comp Assessment Fee	1.5	0.9	0.2	0.0	0.2	0.0	0.2
521410	GSD Work Comp Insur Premium	19.5	20.4	9.9	0.0	11.5	0.0	11.5
521600	Employee Liability Ins Premium	48.9	38.7	23.5	0.0	6.7	0.0	6.7
521700	RHC Act Contributions	164.9	170.2	118.3	188.5	134.7	0.0	134.7
523000	COVID Related Admin Leave	10.1	18.5	0.0	0.0	0.0	0.0	0.0
523200	COVID Related Time Worked	93.9	0.0	0.0	0.0	0.0	0.0	0.0
200	Personal Services and Employee Bene	12,195.5	12,566.9	13,324.3	12,492.5	15,002.5	0.0	15,002.5
535100	Medical Services	0.0	0.9	0.0	0.0	0.0	0.0	0.0
535200	Professional Services	721.6	507.2	721.6	0.0	721.6	0.0	721.6
535300	Other Services	138.6	562.8	138.6	0.0	588.6	0.0	588.6
535600	IT Services	4,727.2	3,339.8	4,727.2	0.0	3,935.6	0.0	3,935.6
300	Contractual services	5,587.4	4,410.8	5,587.4	0.0	5,245.8	0.0	5,245.8
542100	Employee I/S Mileage & Fares	1.0	1.4	1.0	0.0	1.0	0.0	1.0

Enterprise Services

State of New Mexico

BU PCode Department
36100 P773 000000

S-9 Account Code Revenue/Expenditure Summary
(Dollars in Thousands)

		2023-24	2023-24	2024-25	2025-26	----- FY 2026 Agency Request -----		
		Opbud	Actuals	Opbud	PCF Proj	Base	Expansion	Total
542200	Employee I/S Meals & Lodging	12.5	28.3	12.5	0.0	12.5	0.0	12.5
542500	Transp - Fuel & Oil	50.7	46.5	50.7	0.0	50.7	0.0	50.7
542600	Transp - Parts & Supplies	8.5	20.4	8.5	0.0	8.5	0.0	8.5
542800	State Transp Pool Charges	82.1	77.7	81.4	0.0	91.5	0.0	91.5
543100	Maint - Grounds & Roadways	0.0	15.0	0.0	0.0	0.0	0.0	0.0
543200	Maint - Furn, Fixt, Equipment	119.5	33.4	119.5	0.0	119.5	0.0	119.5
543300	Maint - Buildings & Structures	589.0	547.8	589.0	0.0	589.0	0.0	589.0
543400	Maint - Property Insurance	9.9	160.7	10.7	0.0	9.3	0.0	9.3
543500	Maint - Supplies	0.5	1.6	0.5	0.0	0.5	0.0	0.5
543700	Maintenance Services	12.5	142.6	12.5	0.0	12.5	0.0	12.5
543820	Maintenance IT	70.0	0.0	70.0	0.0	70.0	0.0	70.0
543830	IT HW/SW Agreements	11,363.1	9,543.4	10,118.6	0.0	15,924.6	0.0	15,924.6
544000	Supply Inventory IT	1,248.5	83.7	1,248.5	0.0	1,248.5	0.0	1,248.5
544100	Supplies-Office Supplies	8.5	6.6	8.5	0.0	8.5	0.0	8.5
544400	Supplies-Field Supplies	39.5	85.1	39.5	0.0	39.5	0.0	39.5
544700	Supplies-Clothng,Unifrms,Linen	0.5	0.3	0.5	0.0	0.5	0.0	0.5
544900	Supplies-Inventory Exempt	15.0	70.5	15.0	0.0	15.0	0.0	15.0
545600	Reporting & Recording	0.8	0.5	0.8	0.0	0.8	0.0	0.8
545700	ISD Services	567.3	691.3	657.9	0.0	779.5	0.0	779.5
545710	DOIT HCM Assessment Fees	29.7	34.1	39.1	0.0	37.2	0.0	37.2
545800	Radio Communications Svcs	0.0	8.6	0.0	0.0	0.0	0.0	0.0
545900	Printing & Photo Services	0.5	9.4	0.5	0.0	0.5	0.0	0.5
546100	Postage & Mail Services	2.0	4.6	2.0	0.0	2.0	0.0	2.0
546310	Utilities - Sewer/Garbage	9.5	8.0	9.5	0.0	9.5	0.0	9.5
546320	Utilities - Electricity	295.0	298.0	295.0	0.0	295.0	0.0	295.0
546330	Utilities - Water	1.5	0.9	1.5	0.0	1.5	0.0	1.5
546340	Utilities - Natural Gas	5.0	5.1	5.0	0.0	5.0	0.0	5.0
546350	Utilities - Propane	58.5	37.5	58.5	0.0	58.5	0.0	58.5
546400	Rent Of Land & Buildings	337.6	147.4	337.6	0.0	337.6	0.0	337.6
546409	Rent Expense - Interagency	0.0	53.6	0.0	0.0	0.0	0.0	0.0
546500	Rent Of Equipment	769.5	79.5	769.5	0.0	769.5	0.0	769.5
546600	Communications	17,874.5	20,240.9	17,833.0	0.0	17,833.0	0.0	17,833.0
546610	DOIT Telecommunications	10.1	15.0	12.0	0.0	14.4	0.0	14.4
546700	Subscriptions/Dues/License Fee	209.8	10.8	209.8	0.0	209.8	0.0	209.8

Enterprise Services

State of New Mexico

BU PCode Department
36100 P773 000000

S-9 Account Code Revenue/Expenditure Summary
(Dollars in Thousands)

		2023-24	2023-24	2024-25	2025-26	----- FY 2026 Agency Request -----		
		Opbud	Actuals	Opbud	PCF Proj	Base	Expansion	Total
546800	Employee Training & Education	39.7	10.3	39.7	0.0	39.7	0.0	39.7
546900	Advertising	69.5	(0.4)	69.5	0.0	69.0	0.0	69.0
547000	Legal Settlements	0.0	10.5	0.0	0.0	0.5	0.0	0.5
547700	Debt Service-Principal	0.0	219.0	0.0	0.0	0.0	0.0	0.0
547900	Miscellaneous Expense	10.5	15.0	10.5	0.0	10.5	0.0	10.5
547909	Misc Expense Interagency	0.0	0.7	0.0	0.0	0.0	0.0	0.0
547999	Request to Pay Prior Year	0.0	21.0	0.0	0.0	0.0	0.0	0.0
548400	Other Equipment	0.0	0.0	0.0	0.0	0.0	0.0	0.0
548800	Automotive & Aircraft	0.0	82.0	0.0	0.0	0.0	0.0	0.0
549600	Employee O/S Mileage & Fares	8.0	8.6	8.0	0.0	8.0	0.0	8.0
549700	Employee O/S Meals & Lodging	3.0	14.0	3.0	0.0	3.0	0.0	3.0
400	Other	33,933.3	32,890.9	32,749.3	0.0	38,686.1	0.0	38,686.1
555106	OFU - INTRA-Agency	9,458.0	19,292.7	9,061.6	0.0	10,641.2	0.0	10,641.2
500	Other financing uses	9,458.0	19,292.7	9,061.6	0.0	10,641.2	0.0	10,641.2
TOTAL EXPENSE		61,174.2	69,161.3	60,722.6	12,492.5	69,575.6	0.0	69,575.6
810	Permanent	112.00	102.00	118.00	102.00	123.00	0.00	123.00
810	Permanent	112.00	102.00	118.00	102.00	123.00	0.00	123.00
TOTAL FTE POSITIONS		112.00	102.00	118.00	102.00	123.00	0.00	123.00

REV EXP COMPARISON

(Dollars in Thousands)

36100 - Department of Information Technology

P773 - Enterprise Services

	General Fund	Other Funds	Other Transfers	Federal Funds	Total
SOURCES Totals	4,250.0	65,325.6	0.0	0.0	69,575.6
Personal Services and Employee Benefits	0.0	15,002.5	0.0	0.0	15,002.5
Contractual services	0.0	5,245.8	0.0	0.0	5,245.8
Other	4,250.0	34,436.1	0.0	0.0	38,686.1
Other financing uses	0.0	10,641.2	0.0	0.0	10,641.2
USES Total:	4,250.0	65,325.6	0.0	0.0	69,575.6
Net:	0.0	0.0	0.0	0.0	0.0

Enterprise Services

BU PCode
36100 P773

State of New Mexico

E4 PCode Detail
(Dollars in Thousands)

Fund	Account		2023-24	2024-25	2025-26	FY 2026 Agency Request				Justification	
			Actuals	Opbud	PCF Proj	GF	OSF	ISF/IAT	FF		Total
00000	520300	Classified Perm Positions F/T	0.0	0.0	155.89	0.0	0.0	0.0	0.0	0.0	
00000	521100	Group Insurance Premium	0.0	0.0	11.9	0.0	0.0	0.0	0.0	0.0	
00000	521200	Retirement Contributions	0.0	0.0	29.65	0.0	0.0	0.0	0.0	0.0	
00000	521300	F I C A	0.0	0.0	9.56	0.0	0.0	0.0	0.0	0.0	
00000	521700	RHC Act Contributions	0.0	0.0	3.85	0.0	0.0	0.0	0.0	0.0	
20310	520100	Exempt Perm Positions P/T&F/T	12.2	0.0	197.95	0.0	0.0	0.0	0.0	0.0	
20310	520300	Classified Perm Positions F/T	7,274.7	7,683.8	8,863.06	0.0	8,588.3	0.0	0.0	8,588.3	
20310	520500	Temporary Positions F/T & P/T	19.2	0.0	0	0.0	0.0	0.0	0.0	0.0	
20310	520600	Paid Unused Sick Leave	7.2	0.0	0	0.0	0.0	0.0	0.0	0.0	
20310	520700	Overtime & Other Premium Pay	528.5	778.3	0	0.0	778.3	0.0	0.0	778.3	
20310	520800	Annl & Comp Paid At Separation	82.3	0.0	0	0.0	0.0	0.0	0.0	0.0	
20310	520900	Differential Pay	9.8	0.0	0	0.0	0.0	0.0	0.0	0.0	
20310	521100	Group Insurance Premium	625.2	913.0	756.8	0.0	1,023.3	0.0	0.0	1,023.3	
20310	521200	Retirement Contributions	1,407.0	1,362.1	1,723.74	0.0	1,592.0	0.0	0.0	1,592.0	
20310	521300	F I C A	577.6	486.5	555.46	0.0	568.6	0.0	0.0	568.6	
20310	521400	Workers' Comp Assessment Fee	0.8	0.0	0	0.0	0.0	0.0	0.0	0.0	
20310	521410	GSD Work Comp Insur Premium	17.6	8.7	0	0.0	10.1	0.0	0.0	10.1	
20310	521600	Employee Liability Ins Premium	33.3	20.6	0	0.0	5.9	0.0	0.0	5.9	
20310	521700	RHC Act Contributions	146.3	97.3	184.63	0.0	113.7	0.0	0.0	113.7	
20310	523000	COVID Related Admin Leave	17.6	0.0	0	0.0	0.0	0.0	0.0	0.0	
20360	520100	Exempt Perm Positions P/T&F/T	131.2	120.0	0	0.0	120.0	0.0	0.0	120.0	
20360	520300	Classified Perm Positions F/T	1,063.3	1,317.5	0	0.0	1,283.9	0.0	0.0	1,283.9	
20360	520600	Paid Unused Sick Leave	0.0	1.1	0	0.0	1.1	0.0	0.0	1.1	
20360	520700	Overtime & Other Premium Pay	141.4	114.1	0	0.0	114.1	0.0	0.0	114.1	
20360	520800	Annl & Comp Paid At Separation	7.6	3.8	0	0.0	3.8	0.0	0.0	3.8	
20360	521100	Group Insurance Premium	104.2	102.2	0	0.0	97.2	0.0	0.0	97.2	
20360	521200	Retirement Contributions	229.9	200.0	0	0.0	200.0	0.0	0.0	200.0	
20360	521300	F I C A	97.0	90.0	0	0.0	90.0	0.0	0.0	90.0	
20360	521400	Workers' Comp Assessment Fee	0.1	0.2	0	0.0	0.2	0.0	0.0	0.2	
20360	521410	GSD Work Comp Insur Premium	2.8	1.2	0	0.0	1.4	0.0	0.0	1.4	
20360	521600	Employee Liability Ins Premium	5.4	2.9	0	0.0	0.8	0.0	0.0	0.8	
20360	521700	RHC Act Contributions	23.9	21.0	0	0.0	21.0	0.0	0.0	21.0	
20360	523000	COVID Related Admin Leave	0.9	0.0	0	0.0	388.8	0.0	0.0	388.8	

Enterprise Services

BU PCode
36100 P773

State of New Mexico

E4 PCode Detail
(Dollars in Thousands)

Fund	Account		2023-24	2024-25	2025-26	FY 2026 Agency Request				Justification	
			Actuals	Opbud	PCF Proj	GF	OSF	ISF/IAT	FF		Total
	200	Personal Services and Employee Bene	12,566.9	13,324.3	12,492.48	0.0	15,002.5	0.0	0.0	15,002.5	
20310	542100	Employee I/S Mileage & Fares	1.2	1.0	0	0.0	1.0	0.0	0.0	1.0	
20310	542200	Employee I/S Meals & Lodging	28.3	12.5	0	0.0	12.5	0.0	0.0	12.5	
20310	542500	Transp - Fuel & Oil	46.5	50.7	0	0.0	50.7	0.0	0.0	50.7	
20310	542600	Transp - Parts & Supplies	20.4	8.5	0	0.0	8.5	0.0	0.0	8.5	
20310	542800	State Transp Pool Charges	77.7	81.4	0	0.0	91.5	0.0	0.0	91.5	
20310	543100	Maint - Grounds & Roadways	15.0	0.0	0	0.0	0.0	0.0	0.0	0.0	
20310	543200	Maint - Furn, Fixt, Equipment	33.4	117.5	0	0.0	117.5	0.0	0.0	117.5	
20310	543300	Maint - Buildings & Structures	547.8	589.0	0	0.0	589.0	0.0	0.0	589.0	
20310	543400	Maint - Property Insurance	158.1	10.7	0	0.0	9.3	0.0	0.0	9.3	
20310	543500	Maint - Supplies	1.6	0.5	0	0.0	0.5	0.0	0.0	0.5	
20310	543700	Maintenance Services	142.6	12.5	0	0.0	12.5	0.0	0.0	12.5	
20310	543820	Maintenance IT	0.0	10.0	0	0.0	10.0	0.0	0.0	10.0	
20310	543830	IT HW/SW Agreements	8,148.4	8,373.5	0	4,250.0	9,653.5	0.0	0.0	13,903.5	
20310	544000	Supply Inventory IT	79.7	1,228.5	0	0.0	1,228.5	0.0	0.0	1,228.5	
20310	544100	Supplies-Office Supplies	6.6	8.5	0	0.0	8.5	0.0	0.0	8.5	
20310	544400	Supplies-Field Supplies	85.1	39.5	0	0.0	39.5	0.0	0.0	39.5	
20310	544700	Supplies-Clothing,Uniforms,Linen	0.3	0.5	0	0.0	0.5	0.0	0.0	0.5	
20310	544900	Supplies-Inventory Exempt	70.5	15.0	0	0.0	15.0	0.0	0.0	15.0	
20310	545600	Reporting & Recording	0.5	0.8	0	0.0	0.8	0.0	0.0	0.8	
20310	545710	DOIT HCM Assessment Fees	34.1	39.1	0	0.0	37.2	0.0	0.0	37.2	
20310	545800	Radio Communications Svcs	8.6	0.0	0	0.0	0.0	0.0	0.0	0.0	
20310	545900	Printing & Photo Services	9.4	0.0	0	0.0	0.0	0.0	0.0	0.0	
20310	546100	Postage & Mail Services	4.6	2.0	0	0.0	2.0	0.0	0.0	2.0	
20310	546310	Utilities - Sewer/Garbage	8.0	9.5	0	0.0	9.5	0.0	0.0	9.5	
20310	546320	Utilities - Electricity	298.0	295.0	0	0.0	295.0	0.0	0.0	295.0	
20310	546330	Utilities - Water	0.9	1.5	0	0.0	1.5	0.0	0.0	1.5	
20310	546340	Utilities - Natural Gas	5.1	5.0	0	0.0	5.0	0.0	0.0	5.0	
20310	546350	Utilities - Propane	37.5	58.5	0	0.0	58.5	0.0	0.0	58.5	
20310	546400	Rent Of Land & Buildings	147.4	337.6	0	0.0	337.6	0.0	0.0	337.6	
20310	546409	Rent Expense - Interagency	53.6	0.0	0	0.0	0.0	0.0	0.0	0.0	
20310	546500	Rent Of Equipment	79.5	766.5	0	0.0	766.5	0.0	0.0	766.5	
20310	546600	Communications	20,240.9	17,833.0	0	0.0	17,833.0	0.0	0.0	17,833.0	
20310	546700	Subscriptions/Dues/License Fee	8.6	204.7	0	0.0	204.7	0.0	0.0	204.7	

Enterprise Services

BU PCode
36100 P773

State of New Mexico

E4 PCode Detail
(Dollars in Thousands)

Fund	Account	2023-24 Actuals	2024-25 Opbud	2025-26 PCF Proj	FY 2026 Agency Request				Total	Justification	
					GF	OSF	ISF/IAT	FF			
20310	546800	Employee Training & Education	10.3	39.7	0	0.0	39.7	0.0	0.0	39.7	
20310	546900	Advertising	0.1	69.0	0	0.0	69.0	0.0	0.0	69.0	
20310	547000	Legal Settlements	10.0	0.0	0	0.0	0.0	0.0	0.0	0.0	
20310	547700	Debt Service-Principal	219.0	0.0	0	0.0	0.0	0.0	0.0	0.0	
20310	547900	Miscellaneous Expense	14.9	9.0	0	0.0	9.0	0.0	0.0	9.0	
20310	547909	Misc Expense Interagency	0.7	0.0	0	0.0	0.0	0.0	0.0	0.0	
20310	547999	Request to Pay Prior Year	21.0	0.0	0	0.0	0.0	0.0	0.0	0.0	
20310	548800	Automotive & Aircraft	82.0	0.0	0	0.0	0.0	0.0	0.0	0.0	
20310	549600	Employee O/S Mileage & Fares	7.2	8.0	0	0.0	8.0	0.0	0.0	8.0	
20310	549700	Employee O/S Meals & Lodging	10.8	3.0	0	0.0	3.0	0.0	0.0	3.0	
20360	542100	Employee I/S Mileage & Fares	0.2	0.0	0	0.0	0.0	0.0	0.0	0.0	
20360	543200	Maint - Furn, Fixt, Equipment	0.0	2.0	0	0.0	2.0	0.0	0.0	2.0	
20360	543400	Maint - Property Insurance	2.6	0.0	0	0.0	0.0	0.0	0.0	0.0	
20360	543820	Maintenance IT	0.0	60.0	0	0.0	60.0	0.0	0.0	60.0	
20360	543830	IT HW/SW Agreements	1,395.0	1,745.1	0	0.0	2,021.1	0.0	0.0	2,021.1	
20360	544000	Supply Inventory IT	4.1	20.0	0	0.0	20.0	0.0	0.0	20.0	
20360	545700	ISD Services	691.3	657.9	0	0.0	779.5	0.0	0.0	779.5	
20360	545900	Printing & Photo Services	0.0	0.5	0	0.0	0.5	0.0	0.0	0.5	
20360	546500	Rent Of Equipment	0.0	3.0	0	0.0	3.0	0.0	0.0	3.0	
20360	546610	DOIT Telecommunications	15.0	12.0	0	0.0	14.4	0.0	0.0	14.4	
20360	546700	Subscriptions/Dues/License Fee	2.2	5.1	0	0.0	5.1	0.0	0.0	5.1	
20360	546800	Employee Training & Education	0.0	0.0	0	0.0	0.0	0.0	0.0	0.0	
20360	546900	Advertising	(0.5)	0.5	0	0.0	0.0	0.0	0.0	0.0	
20360	547000	Legal Settlements	0.5	0.0	0	0.0	0.5	0.0	0.0	0.5	
20360	547900	Miscellaneous Expense	0.1	1.5	0	0.0	1.5	0.0	0.0	1.5	
20360	548400	Other Equipment	0.0	0.0	0	0.0	0.0	0.0	0.0	0.0	
20360	549600	Employee O/S Mileage & Fares	1.4	0.0	0	0.0	0.0	0.0	0.0	0.0	
20360	549700	Employee O/S Meals & Lodging	3.2	0.0	0	0.0	0.0	0.0	0.0	0.0	
	400	Other	32,890.9	32,749.3	0	4,250.0	34,436.1	0.0	0.0	38,686.1	
20310	555106	OFU - INTRA-Agency	15,659.5	6,814.7	0	0.0	0.0	0.0	0.0	0.0	0.0 transfer amount needed for pcode balancing 10,386.2. R2 not pulling in
20360	555106	OFU - INTRA-Agency	3,633.2	2,246.9	0	0.0	0.0	0.0	0.0	0.0	0.0 transfer to P773 - 20360 for ERF. R2 form not calculating
	500	Other financing uses	19,292.7	9,061.6	0	0.0	0.0	0.0	0.0	0.0	

Enterprise Services

BU PCode
36100 P773

State of New Mexico

E4 PCode Detail
(Dollars in Thousands)

Fund	Account	2023-24 Actuals	2024-25 Opbud	2025-26 PCF Proj	FY 2026 Agency Request				Total	Justification
					GF	OSF	ISF/IAT	FF		
	TOTAL EXPENSE	64,750.5	55,135.2		4,250.0	49,438.6	0.0	0.0	53,688.6	

Enterprise Services

BU PCode
36100 P773

State of New Mexico
Contract by PCode Detail
(Dollars in Thousands)

Fund	Account	#	Contract Purpose	Actuals	FY 2026 Agency Request				Total	Justification
					GF	OSF	ISF/IAT	FF		
20310	535100	1000	Medical Services	0.9	0.0	0.0	0.0	0.0	0.0	
20310	535200	1000	Victim Information and Notification Everyday Services, Emergency Procurement Award	463.9	0.0	721.6	0.0	0.0	721.6	
20310	535300	1000	Technical Support, Software, Security Update Service, Hardware Upgrade Plan, & System Manager	562.8	0.0	588.6	0.0	0.0	588.6	
20310	535600	1000	Annual Portal, Website Maintenance, Operations, Support Services, and Website Cloud Hosting	1,420.2	0.0	3,935.6	0.0	0.0	3,935.6	
20360	535200	1000	PeopleSoft Security Administration and Technical Development for SHARE Financial Supply Chain Management, Human Capital Management, and Enterprise Learning Management Applications	43.3	0.0	0.0	0.0	0.0	0.0	
20360	535600	1000	IT Services	1,919.6	0.0	0.0	0.0	0.0	0.0	
TOTAL EXPENSE				4,410.8	0.0	5,245.8	0.0	0.0	5,245.8	

Performance Measures Summary

P773 Enterprise Services

Purpose: The purpose of the enterprise services program is to provide reliable and secure infrastructure for voice, radio, video and data communications through the state’s enterprise data center and telecommunications network.

Performance Measures:		2022-23 Actual	2023-24 Actual	2024-25 Budget	2025-26 Request	2025-26 Recomm
Output	Number of independent vulnerability scans of information technology assets identifying potential cyber risks	12	12	12	4	
Outcome	Percent of service desk incidents resolved within the timeframe specified for their priority level	100%	100%	95%	95%	
Outcome	Number of perimeter DoIT devices reporting security metrics and logs to the Security Incident and Event Management (SIEM) system.	2,225	2,225	2,000	2,000	
Outcome	Percent of uptime of E-mail services other than scheduled maintenance	100%	100%	98%	98%	
Outcome	Percentage of critical or high-risk vulnerabilities remediated from the previously identified scan	75%	72%	85%	85%	
Explanatory	Percentage of mobile system coverage by state geography to the digital trunk radio system.	40.0%	50.0%	N/A	N/A	

P-784

Program Description: The Equipment Replacement program includes the Equipment Replacement Plans and the Equipment Replacement Revolving Funds (ERF) created by Section 9-27-11(B) NMSA 1978. The Department establishes and maintains an equipment replacement plan for each of the department's enterprise functions, to plan for the expenditure of capital investments necessary to provide goods and services to the state and its agencies and to local public bodies and other enterprise customers. No later than September 1 of each year, DoIT is required to submit the plans to the Department of Finance and Administration and Legislative Finance Committee (LFC); included in the plan is a reconciliation report of the prior fiscal year reflecting financial activity in each fund.

The department shall record amounts due to the equipment replacement revolving funds each fiscal year, based on the calculation of amortization and depreciation applicable to each enterprise service as reflected in the departments' published rates for services. Fund transfers shall be made from the operating funds of each enterprise in amounts that reconcile with the recorded amounts due. The recording of amounts due to the equipment replacement revolving funds and transfer of funds shall be consistent with generally accepted accounting principles.

Major Issues and Accomplishments:

MAJOR ISSUES:
Strategic planning for the ERF continues to be challenging due to potential decreases in service utilization. The department has ongoing concerns with aging equipment and infrastructure, potential impact in meeting state agencies' service needs, and its ability to recover its costs. ERF fund balances may not adequately support future enterprise replacement needs due to the shift to subscription-based licensing model, as well as the volatility of demand for the service

ACCOMPLISHMENTS:
The department used Enterprise ERF to purchase additional devices for network and voice communication systems, including Core Internet routers, firewalls, and network switches. As a result, DoIT installed a Dense Wave Division Multiplexer for state owned facilities in Albuquerque, improving the agency Wide Area and Metropolitan Area Network. DoIT has also migrated to a new conference bridge and call center solution for voice call center services and updated stand-alone voice equipment. ERF was also used to update the badging system and cameras at multiple locations. In addition, the department purchased planned equipment to support the Digital Trunked Radio System (DTRS) project for Public Safety Radio Communications. This included infrastructure, subscriber units (radios), and supporting hardware and systems. SHARE ERF was used to implement multiple SHARE application upgrades and system enhancements to support the business needs of the state.

DoIT requires mandatory requests for funding documentation and an internal committee tasked with the review and approval of each ERF funding request. All ERF purchases must be reviewed and approved by the DoIT Executive Team. Additionally, the Cabinet Secretary must approve any changes to planned expenditures. DoIT continues to develop the ERF operational plan. The operational plan will define management and oversight processes for ERF to ensure best practices and transparency

Overview of Request: The primary service of the Equipment Replacement program is to provide a funding mechanism for information technology equipment requiring replacement or modernization. The purpose is to acquire and replace capital equipment and associated software used by the department's Enterprise program to provide services to customers statewide

Programmatic Changes:

Base Budget Justification: Not Applicable.

Equipment Replacement Revolving Funds

State of New Mexico
S-8 Financial Summary
 (Dollars in Thousands)

BU PCode Department
 36100 P784 000000

	2023-24 Opbud	2023-24 Actuals	2024-25 Opbud	2025-26 PCF Proj	Base	----- FY 2026 Agency Request ----- Expansion		Total
REVENUE								
112 Other Transfers	9,458.0	19,292.7	9,061.6	0.0	10,641.2	0.0		10,641.2
130 Other Revenues	0.0	1,348.1	0.0	0.0	0.0	0.0		0.0
150 Fund Balance	3,251.1	0.0	7,717.4	0.0	7,258.8	0.0		7,258.8
REVENUE, TRANSFERS	12,709.1	20,640.8	16,779.0	0.0	17,900.0	0.0		17,900.0
REVENUE	12,709.1	20,640.8	16,779.0	0.0	17,900.0	0.0		17,900.0
EXPENSE								
400 Other	12,709.1	7,833.6	16,779.0	0.0	17,900.0	0.0		17,900.0
EXPENDITURES	12,709.1	7,833.6	16,779.0	0	17,900.0	0.0		17,900.0
EXPENSE	12,709.1	7,833.6	16,779.0	0	17,900.0	0.0		17,900.0

Equipment Replacement Revolving Funds

BU PCode Department
 36100 P784 000000

State of New Mexico

S-9 Account Code Revenue/Expenditure Summary
 (Dollars in Thousands)

		2023-24	2023-24	2024-25	2025-26	----- FY 2026 Agency Request -----		
		Opbud	Actuals	Opbud	PCF Proj	Base	Expansion	Total
499906	OFS - INTRA-Agency	9,458.0	19,292.7	9,061.6	0.0	10,641.2	0.0	10,641.2
112	Other Transfers	9,458.0	19,292.7	9,061.6	0.0	10,641.2	0.0	10,641.2
441201	Interest On Investments	0.0	1,348.1	0.0	0.0	0.0	0.0	0.0
130	Other Revenues	0.0	1,348.1	0.0	0.0	0.0	0.0	0.0
325900	Restricted FB - Gov	3,251.1	0.0	7,717.4	0.0	7,258.8	0.0	7,258.8
150	Fund Balance	3,251.1	0.0	7,717.4	0.0	7,258.8	0.0	7,258.8
TOTAL REVENUE		12,709.1	20,640.8	16,779.0	0.0	17,900.0	0.0	17,900.0
548300	Information Tech Equipment	12,709.1	2,212.2	16,779.0	0.0	17,900.0	0.0	17,900.0
548400	Other Equipment	0.0	5,265.9	0.0	0.0	0.0	0.0	0.0
548800	Automotive & Aircraft	0.0	43.0	0.0	0.0	0.0	0.0	0.0
548900	Buildings & Structures	0.0	312.4	0.0	0.0	0.0	0.0	0.0
400	Other	12,709.1	7,833.6	16,779.0	0.0	17,900.0	0.0	17,900.0
TOTAL EXPENSE		12,709.1	7,833.6	16,779.0	0.0	17,900.0	0.0	17,900.0

REV EXP COMPARISON

(Dollars in Thousands)

36100 - Department of Information Technology

P784 - Equipment Replacement Revolving Funds

	General Fund	Other Funds	Other Transfers	Federal Funds	Total
SOURCES Totals	0.0	7,258.8	10,641.2	0.0	17,900.0
Other	0.0	7,258.8	10,641.2	0.0	17,900
USES Total:	0.0	7,258.8	10,641.2	0.0	17,900.0
Net:	0.0	0.0	0.0	0.0	0.0

Equipment Replacement Revolving Funds

BU PCode
36100 P784

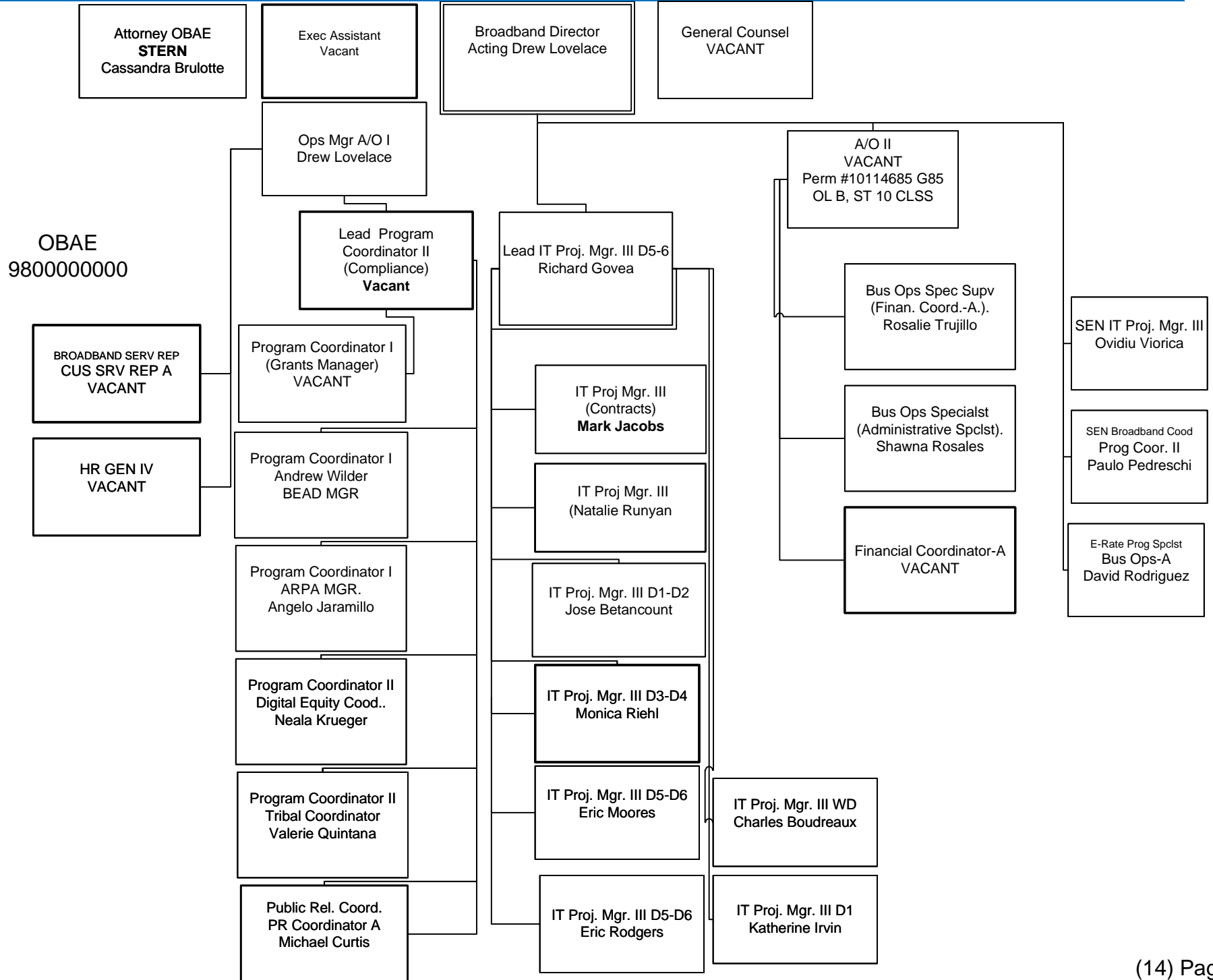
State of New Mexico

E4 PCode Detail
(Dollars in Thousands)

Fund	Account		2023-24	2024-25	2025-26	FY 2026 Agency Request				Justification	
			Actuals	Opbud	PCF Proj	GF	OSF	ISF/IAT	FF		Total
96870	548300	Information Tech Equipment	906.3	3,341.2	0	0.0	0.0	2,641.2	858.8	3,500.0	
96880	548300	Information Tech Equipment	1,305.9	13,437.8	0	0.0	0.0	8,000.0	6,400.0	14,400.0	
96880	548400	Other Equipment	5,265.9	0.0	0	0.0	0.0	0.0	0.0	0.0	
96880	548800	Automotive & Aircraft	43.0	0.0	0	0.0	0.0	0.0	0.0	0.0	
96880	548900	Buildings & Structures	312.4	0.0	0	0.0	0.0	0.0	0.0	0.0	
	400	Other	7,833.6	16,779.0	0	0.0	0.0	10,641.2	7,258.8	17,900.0	
TOTAL EXPENSE			7,833.6	16,779.0		0.0	0.0	10,641.2	7,258.8	17,900.0	

P-789

P789 – Office of Broadband Access & Expansion



Program Description:

The purpose of the Office of Broadband Access and Expansion (OBAE) is to carry out the mission of Broadband Access and Expansion Act (OBAE Act, NMS 1978 Section 36-9J) and to support the Connect New Mexico Council and their founding statute the Connect New Mexico Act (CNM Act) mission NMSA 1978 63-9K. OBAE Act established OBAE to collect data, develop a broadband plan, implement the plan, coordinate local and state government broadband.

Data collection and Broadband Plan responsibilities include:

- Set rules and standards for quality of broadband services
- Create and maintain publicly available broadband maps
- Create and maintain a repository for broadband data
- Maintain broadband strategic plan on a yearly basis
- Provide technical assistance
- Implement the broadband plan
- May adopt rules for reporting
- May form advisory committee

Local and State Coordination Broadband Coordination includes:

- Identify federal and non-governmental grant opportunities
- Be applicant on federal funding except for projects related to the department of transportation
- Coordinate with state agencies and local education institutions on broadband infrastructure purchases
- Coordinate and enter in memorandum of understanding with governmental entities to create an integrated and uniform system of broadband permits and rules
- Make recommendation on use of state network and assets to serve unserved and underserved populations
- Seek advice from the CNM Council on the Connect NM Fund and other broadband topics

Data:

- Collect and share data with the council
- Administer the Connect New Mexico Fund and Grant Programs
- Develop and incorporate a Digital equity component of the Broadband Plan

To accomplish the statutory and programmatic obligations of OBAE, OBAE has developed Seven department:

Legal

- Legal support of agency staff, CNM Council, and mission
- Legislative drafting
- Administrative judgement

Administrative Services

- Support of agency staff, CNM Council, and mission
- Performs OBAE financial duties
- Performs OBAE contracting and procurement

Grants and Programs

- Federal Programs
 - o Broadband Equity, Access, and Deployment
 - o Digital Equity
 - o ARPA Capital Projects Funds (Connect New Mexico Pilot)
- State Programs
 - o Grant Writing Engineering and Planning
 - o CNM

Project Management Office

Manages individual projects awarded from federal and state programs

P-1 Program Overview

BU PCode
36100 P789

- Manages individual projects awarded from federal and state programs
- Monitors project progress and compliance
- Manages stakeholder relationship
- Previous technical assistance department has been merged into in Project management Office
- Provides Technical Assistance to Local public bodies and tribal entities
- State Education Network
 - Use e-Rate funding and Public School Capital Outlay Funding to create design and deploy the State Education Network
 - Implement a phased approach to schools coming onto the network
 - Develop cybersecurity and education offerings with school collaboration
 - Coordination and support FCC e-Rate programs for schools
- IT and Mapping
 - GIS support for OBAE program and data mandates
 - IT support for OBAE mission

Major Issues and Accomplishments:

- During 2024 OBAE has:
- Staffed from 20 to 25 FTE
 - Moved Public School Facility Authority Staff from PSFA to OBAE to manage the State Education Network
 - Launched the State Education Network
 - Met all Federal funding deadline dates
 - Received Federal approval to start grant making on \$675M Broadband Equity Access and Deployment program
 - Launched and awarded the Connect New Mexico Grant Writing, Engineering, and Planning funds
 - Launched the \$70M infrastructure funds
 - Moved ARPA Capital Projects Funds also known as Connect New Mexico Pilot Program from award phase to monitoring phase
 - Received approval on Federal digital equity plan
 - Applied for Federal digital equity grant with approved plan

Overview of Request:

The request is based on previous appropriation years, current staffing levels, projected staffing levels, unmet statutory requirements, existing service contracts, and other equipment and support needed for OBAE.

Programmatic Changes:

OBAE is a new office and continue to develop the tools and systems to meet the statue, mission, and federal program requirements. OBAE has no plans to change the continued. Development of the Office to meet all state and programmatic requirements.

Base Budget Justification:

OBAE is requesting your consideration of the FY26 Appropriation Request represents a sizable increase in the General Fund to allow OBAE to pay its fair share portion to New Mexico Department of Information Technology for administrative support and to continue to meet is statutory and programmatic obligations.

The FY26 increase represents a 4.6% increase in the 200 totaling \$112,000. While the majority of the increase goes to the 500 category to pay for the fair share fee paid to New Mexico Department of Information technology. This is a \$482,000 for a 20% increase.

As the Office continues to staff up and meet its statutory requirements, administering the Connect New Mexico Fund, administering federal and state grant funds of close to \$1 billion, providing technical assistance to broadband projects currently totaling 90 projects, engaging with the community for digital equity, working on streamlining rights of way and environmental permitting for broadband projects, and maintaining the statewide broadband map, OBAE will continue to seek additional appropriations to meet the large mission.

State of New Mexico
S-8 Financial Summary
 (Dollars in Thousands)

BU PCode Department
 36100 P789 000000

	2023-24 Opbud	2023-24 Actuals	2024-25 Opbud	2025-26 PCF Proj	Base	----- FY 2026 Agency Request ----- Expansion	Total
REVENUE							
111 General Fund Transfers	1,369.5	1,322.6	1,738.7	0.0	2,388.7	0.0	2,388.7
112 Other Transfers	0.0	0.0	0.0	0.0	650.0	0.0	650.0
120 Federal Revenues	0.0	(0.0)	0.0	0.0	0.0	0.0	0.0
130 Other Revenues	0.0	0.0	650.0	0.0	0.0	0.0	0.0
REVENUE, TRANSFERS	1,369.5	1,322.6	2,388.7	0.0	3,038.7	0.0	3,038.7
REVENUE	1,369.5	1,322.6	2,388.7	0.0	3,038.7	0.0	3,038.7
EXPENSE							
200 Personal Services and Employee Benefits	1,165.2	692.5	1,844.7	2,563.3	1,956.7	0.0	1,956.7
300 Contractual services	125.0	10.9	125.0	0.0	125.0	0.0	125.0
400 Other	79.3	184.8	419.0	0.0	475.0	0.0	475.0
EXPENDITURES	1,369.5	888.2	2,388.7	2,563.27	2,556.7	0.0	2,556.7
500 Other financing uses	0.0	0.0	0.0	0.0	482.0	0.0	482.0
OTHER FINANCING USES	0.0	0.0	0.0	0	482.0	0.0	482.0
EXPENSE	1,369.5	888.2	2,388.7	2,563.27	3,038.7	0.0	3,038.7
FTE POSITIONS							
810 Permanent	11.00	14.90	14.00	14.90	14.00	0.00	14.00
820 Term	0.00	5.00	0.00	5.00	0.00	0.00	0.00
FTEs	11.00	19.90	14.00	19.90	14.00	0.00	14.00
FTE POSITIONS	11.00	19.90	14.00	19.90	14.00	0.00	14.00

Broadband Access and Expansion

State of New Mexico

BU PCode Department
36100 P789 000000

S-9 Account Code Revenue/Expenditure Summary
(Dollars in Thousands)

		2023-24	2023-24	2024-25	2025-26	----- FY 2026 Agency Request -----		
		Opbud	Actuals	Opbud	PCF Proj	Base	Expansion	Total
499105	General Fd. Appropriation	1,369.5	1,322.6	1,738.7	0.0	2,388.7	0.0	2,388.7
111	General Fund Transfers	1,369.5	1,322.6	1,738.7	0.0	2,388.7	0.0	2,388.7
499905	Other Financing Sources	0.0	0.0	0.0	0.0	650.0	0.0	650.0
112	Other Transfers	0.0	0.0	0.0	0.0	650.0	0.0	650.0
451903	Federal Direct - Operating	0.0	(0.0)	0.0	0.0	0.0	0.0	0.0
120	Federal Revenues	0.0	(0.0)	0.0	0.0	0.0	0.0	0.0
433902	Other	0.0	0.0	650.0	0.0	0.0	0.0	0.0
130	Other Revenues	0.0	0.0	650.0	0.0	0.0	0.0	0.0
TOTAL REVENUE		1,369.5	1,322.6	2,388.7	0.0	3,038.7	0.0	3,038.7
520100	Exempt Perm Positions P/T&F/T	166.0	127.7	186.0	274.1	186.0	0.0	186.0
520200	Term Positions	0.0	76.0	0.0	562.8	0.0	0.0	0.0
520300	Classified Perm Positions F/T	713.8	293.2	1,210.3	1,096.2	1,333.8	0.0	1,333.8
520700	Overtime & Other Premium Pay	0.0	12.1	0.0	0.0	0.0	0.0	0.0
520800	Annl & Comp Paid At Separation	0.0	0.7	0.0	0.0	0.0	0.0	0.0
521100	Group Insurance Premium	42.1	31.3	69.4	100.8	69.4	0.0	69.4
521200	Retirement Contributions	146.7	96.0	228.5	368.5	228.5	0.0	228.5
521300	F I C A	66.6	37.4	103.8	118.7	103.8	0.0	103.8
521400	Workers' Comp Assessment Fee	0.0	0.1	0.0	0.0	0.0	0.0	0.0
521410	GSD Work Comp Insur Premium	2.5	1.8	3.9	0.0	1.4	0.0	1.4
521600	Employee Liability Ins Premium	6.3	3.4	9.8	0.0	0.8	0.0	0.8
521700	RHC Act Contributions	21.2	10.0	33.0	42.2	33.0	0.0	33.0
523000	COVID Related Admin Leave	0.0	2.9	0.0	0.0	0.0	0.0	0.0
200	Personal Services and Employee Bene	1,165.2	692.5	1,844.7	2,563.3	1,956.7	0.0	1,956.7
535200	Professional Services	20.0	(0.0)	20.0	0.0	0.0	0.0	0.0
535300	Other Services	0.0	9.3	0.0	0.0	20.0	0.0	20.0
535309	Other Services - Interagency	0.0	1.6	0.0	0.0	0.0	0.0	0.0
535600	IT Services	105.0	0.0	105.0	0.0	105.0	0.0	105.0
300	Contractual services	125.0	10.9	125.0	0.0	125.0	0.0	125.0
542100	Employee I/S Mileage & Fares	5.0	0.0	5.0	0.0	5.0	0.0	5.0
542200	Employee I/S Meals & Lodging	5.0	0.3	10.0	0.0	10.0	0.0	10.0
542300	Brd & Comm Mbr Meals & Lodging	15.0	0.0	10.0	0.0	0.0	0.0	0.0
542600	Transp - Parts & Supplies	0.0	0.0	0.0	0.0	2.0	0.0	2.0
542700	Transp - Transp Insurance	0.0	0.0	2.0	0.0	0.0	0.0	0.0

Broadband Access and Expansion

State of New Mexico

BU PCode Department
36100 P789 000000

S-9 Account Code Revenue/Expenditure Summary
(Dollars in Thousands)

		2023-24	2023-24	2024-25	2025-26	----- FY 2026 Agency Request -----		
		Opbud	Actuals	Opbud	PCF Proj	Base	Expansion	Total
542800	State Transp Pool Charges	0.0	0.2	25.0	0.0	6.0	0.0	6.0
543200	Maint - Furn, Fixt, Equipment	0.0	0.3	0.0	0.0	0.0	0.0	0.0
543400	Maint - Property Insurance	0.0	1.6	0.0	0.0	8.0	0.0	8.0
543500	Maint - Supplies	0.0	0.3	0.0	0.0	0.0	0.0	0.0
543700	Maintenance Services	0.0	0.0	0.0	0.0	0.0	0.0	0.0
543830	IT HW/SW Agreements	20.0	6.8	45.9	0.0	10.0	0.0	10.0
544000	Supply Inventory IT	0.0	85.1	0.0	0.0	129.0	0.0	129.0
544100	Supplies-Office Supplies	0.8	2.8	25.0	0.0	10.0	0.0	10.0
544400	Supplies-Field Supplies	0.0	0.0	0.0	0.0	0.0	0.0	0.0
544900	Supplies-Inventory Exempt	0.0	4.6	0.0	0.0	0.0	0.0	0.0
545609	Report/Record Inter St Agency	0.0	0.2	0.0	0.0	0.0	0.0	0.0
545700	ISD Services	1.8	30.3	1.8	0.0	1.8	0.0	1.8
545710	DOIT HCM Assessment Fees	4.3	3.3	4.3	0.0	5.0	0.0	5.0
545900	Printing & Photo Services	0.0	0.0	3.0	0.0	0.0	0.0	0.0
546100	Postage & Mail Services	0.0	0.0	10.0	0.0	0.0	0.0	0.0
546400	Rent Of Land & Buildings	0.0	0.0	125.0	0.0	125.0	0.0	125.0
546500	Rent Of Equipment	0.0	0.7	5.0	0.0	5.0	0.0	5.0
546610	DOIT Telecommunications	9.5	29.4	9.5	0.0	14.4	0.0	14.4
546700	Subscriptions/Dues/License Fee	0.0	1.5	0.0	0.0	0.0	0.0	0.0
546800	Employee Training & Education	0.0	8.5	2.5	0.0	8.8	0.0	8.8
546900	Advertising	0.0	7.1	10.0	0.0	10.0	0.0	10.0
547700	Debt Service-Principal	0.0	0.0	0.0	0.0	0.0	0.0	0.0
547900	Miscellaneous Expense	0.0	1.9	0.0	0.0	0.0	0.0	0.0
548300	Information Tech Equipment	17.9	0.0	75.0	0.0	75.0	0.0	75.0
548800	Automotive & Aircraft	0.0	0.0	0.0	0.0	0.0	0.0	0.0
549600	Employee O/S Mileage & Fares	0.0	(0.0)	30.0	0.0	30.0	0.0	30.0
549700	Employee O/S Meals & Lodging	0.0	(0.0)	20.0	0.0	20.0	0.0	20.0
400	Other	79.3	184.8	419.0	0.0	475.0	0.0	475.0
555106	OFU - INTRA-Agency	0.0	0.0	0.0	0.0	482.0	0.0	482.0
500	Other financing uses	0.0	0.0	0.0	0.0	482.0	0.0	482.0
TOTAL EXPENSE		1,369.5	888.2	2,388.7	2,563.3	3,038.7	0.0	3,038.7
810	Permanent	11.00	14.90	14.00	14.90	14.00	0.00	14.00
810	Permanent	11.00	14.90	14.00	14.90	14.00	0.00	14.00
820	Term	0.00	5.00	0.00	5.00	0.00	0.00	0.00

Broadband Access and Expansion

State of New Mexico

BU PCode Department
36100 P789 000000

S-9 Account Code Revenue/Expenditure Summary
(Dollars in Thousands)

820	Term	0.00	5.00	0.00	5.00	0.00	0.00	0.00
TOTAL FTE POSITIONS		11.00	19.90	14.00	19.90	14.00	0.00	14.00

REV EXP COMPARISON

(Dollars in Thousands)

36100 - Department of Information Technology

P789 - Broadband Access and Expansion

	General Fund	Other Funds	Other Transfers	Federal Funds	Total
SOURCES Totals	2,388.7	0.0	650.0	0.0	3,038.7
Personal Services and Employee Benefits	1,306.7	0.0	650.0	0.0	1,956.7
Contractual services	125.0	0.0	0.0	0.0	125
Other	475.0	0.0	0.0	0.0	475
Other financing uses	482.0	0.0	0.0	0.0	482
USES Total:	2,388.7	0.0	650.0	0.0	3,038.7
Net:	0.0	0.0	0.0	0.0	0.0

Broadband Access and Expansion

BU PCode
36100 P789

State of New Mexico

E4 PCode Detail
(Dollars in Thousands)

Fund	Account		2023-24	2024-25	2025-26	FY 2026 Agency Request				Justification	
			Actuals	Opbud	PCF Proj	GF	OSF	ISF/IAT	FF		Total
00000	520300	Classified Perm Positions F/T	0.0	0.0	323.5	0.0	0.0	0.0	0.0	0.0	
00000	521100	Group Insurance Premium	0.0	0.0	22.12	0.0	0.0	0.0	0.0	0.0	
00000	521200	Retirement Contributions	0.0	0.0	61.53	0.0	0.0	0.0	0.0	0.0	
00000	521300	F I C A	0.0	0.0	19.83	0.0	0.0	0.0	0.0	0.0	
00000	521700	RHC Act Contributions	0.0	0.0	8	0.0	0.0	0.0	0.0	0.0	
11890	520100	Exempt Perm Positions P/T&F/T	(0.0)	0.0	36.28	0.0	0.0	0.0	0.0	0.0	
11890	520200	Term Positions	(0.0)	0.0	0	0.0	0.0	0.0	0.0	0.0	
11890	520300	Classified Perm Positions F/T	(0.0)	0.0	72.29	0.0	0.0	0.0	0.0	0.0	
11890	520700	Overtime & Other Premium Pay	0.0	0.0	0	0.0	0.0	0.0	0.0	0.0	
11890	520800	Annl & Comp Paid At Separation	(0.0)	0.0	0	0.0	0.0	0.0	0.0	0.0	
11890	521100	Group Insurance Premium	(0.0)	0.0	11.9	0.0	0.0	0.0	0.0	0.0	
11890	521200	Retirement Contributions	0.0	0.0	20.7	0.0	0.0	0.0	0.0	0.0	
11890	521300	F I C A	(0.0)	0.0	6.67	0.0	0.0	0.0	0.0	0.0	
11890	521400	Workers' Comp Assessment Fee	(0.0)	0.0	0	0.0	0.0	0.0	0.0	0.0	
11890	521700	RHC Act Contributions	0.0	0.0	2.69	0.0	0.0	0.0	0.0	0.0	
11890	523000	COVID Related Admin Leave	(0.0)	0.0	0	0.0	0.0	0.0	0.0	0.0	
68390	520100	Exempt Perm Positions P/T&F/T	127.7	186.0	237.77	186.0	0.0	0.0	0.0	186.0	
68390	520200	Term Positions	76.0	0.0	562.76	0.0	0.0	0.0	0.0	0.0	
68390	520300	Classified Perm Positions F/T	293.2	1,210.3	700.46	683.8	0.0	650.0	0.0	1,333.8	
68390	520700	Overtime & Other Premium Pay	12.1	0.0	0	0.0	0.0	0.0	0.0	0.0	
68390	520800	Annl & Comp Paid At Separation	0.7	0.0	0	0.0	0.0	0.0	0.0	0.0	
68390	521100	Group Insurance Premium	31.3	69.4	66.73	69.4	0.0	0.0	0.0	69.4	
68390	521200	Retirement Contributions	96.0	228.5	286.25	228.5	0.0	0.0	0.0	228.5	
68390	521300	F I C A	37.4	103.8	92.24	103.8	0.0	0.0	0.0	103.8	
68390	521400	Workers' Comp Assessment Fee	0.1	0.0	0	0.0	0.0	0.0	0.0	0.0	
68390	521410	GSD Work Comp Insur Premium	1.8	3.9	0	1.4	0.0	0.0	0.0	1.4	
68390	521600	Employee Liability Ins Premium	3.4	9.8	0	0.8	0.0	0.0	0.0	0.8	
68390	521700	RHC Act Contributions	10.0	33.0	31.56	33.0	0.0	0.0	0.0	33.0	
68390	523000	COVID Related Admin Leave	2.9	0.0	0	0.0	0.0	0.0	0.0	0.0	
	200	Personal Services and Employee Bene	692.5	1,844.7	2,563.27	1,306.7	0.0	650.0	0.0	1,956.7	
11890	542100	Employee I/S Mileage & Fares	0.0	0.0	0	0.0	0.0	0.0	0.0	0.0	
11890	542200	Employee I/S Meals & Lodging	0.0	0.0	0	0.0	0.0	0.0	0.0	0.0	
11890	543830	IT HW/SW Agreements	(0.0)	0.0	0	0.0	0.0	0.0	0.0	0.0	

Broadband Access and Expansion

State of New Mexico

BU PCode
36100 P789

E4 PCode Detail
(Dollars in Thousands)

Fund	Account	2023-24 Actuals	2024-25 Opbud	2025-26 PCF Proj	FY 2026 Agency Request				Total	Justification	
					GF	OSF	ISF/IAT	FF			
11890	544000	Supply Inventory IT	(0.0)	0.0	0	0.0	0.0	0.0	0.0	0.0	
11890	546800	Employee Training & Education	0.0	0.0	0	0.0	0.0	0.0	0.0	0.0	
11890	547900	Miscellaneous Expense	0.0	0.0	0	0.0	0.0	0.0	0.0	0.0	
11890	549600	Employee O/S Mileage & Fares	(0.0)	0.0	0	0.0	0.0	0.0	0.0	0.0	
11890	549700	Employee O/S Meals & Lodging	(0.0)	0.0	0	20.0	0.0	0.0	0.0	20.0	
68390	542100	Employee I/S Mileage & Fares	0.0	5.0	0	5.0	0.0	0.0	0.0	5.0	
68390	542200	Employee I/S Meals & Lodging	0.3	10.0	0	10.0	0.0	0.0	0.0	10.0	
68390	542300	Brd & Comm Mbr Meals & Lodging	0.0	10.0	0	0.0	0.0	0.0	0.0	0.0	
68390	542600	Transp - Parts & Supplies	0.0	0.0	0	2.0	0.0	0.0	0.0	2.0	
68390	542700	Transp - Transp Insurance	0.0	2.0	0	0.0	0.0	0.0	0.0	0.0	
68390	542800	State Transp Pool Charges	0.2	25.0	0	6.0	0.0	0.0	0.0	6.0	
68390	543200	Maint - Furn, Fixt, Equipment	0.3	0.0	0	0.0	0.0	0.0	0.0	0.0	
68390	543400	Maint - Property Insurance	1.6	0.0	0	8.0	0.0	0.0	0.0	8.0	
68390	543500	Maint - Supplies	0.3	0.0	0	0.0	0.0	0.0	0.0	0.0	
68390	543700	Maintenance Services	0.0	0.0	0	0.0	0.0	0.0	0.0	0.0	
68390	543830	IT HW/SW Agreements	6.8	45.9	0	10.0	0.0	0.0	0.0	10.0	
68390	544000	Supply Inventory IT	85.1	0.0	0	129.0	0.0	0.0	0.0	129.0	
68390	544100	Supplies-Office Supplies	2.8	25.0	0	10.0	0.0	0.0	0.0	10.0	
68390	544400	Supplies-Field Supplies	0.0	0.0	0	0.0	0.0	0.0	0.0	0.0	
68390	544900	Supplies-Inventory Exempt	4.6	0.0	0	0.0	0.0	0.0	0.0	0.0	
68390	545609	Report/Record Inter St Agency	0.2	0.0	0	0.0	0.0	0.0	0.0	0.0	
68390	545700	ISD Services	30.3	1.8	0	1.8	0.0	0.0	0.0	1.8	
68390	545710	DOIT HCM Assessment Fees	3.3	4.3	0	5.0	0.0	0.0	0.0	5.0	
68390	545900	Printing & Photo Services	0.0	3.0	0	0.0	0.0	0.0	0.0	0.0	
68390	546100	Postage & Mail Services	0.0	10.0	0	0.0	0.0	0.0	0.0	0.0	
68390	546400	Rent Of Land & Buildings	0.0	125.0	0	125.0	0.0	0.0	0.0	125.0	
68390	546500	Rent Of Equipment	0.7	5.0	0	5.0	0.0	0.0	0.0	5.0	
68390	546610	DOIT Telecommunications	29.4	9.5	0	14.4	0.0	0.0	0.0	14.4	
68390	546700	Subscriptions/Dues/License Fee	1.5	0.0	0	0.0	0.0	0.0	0.0	0.0	
68390	546800	Employee Training & Education	8.5	2.5	0	8.8	0.0	0.0	0.0	8.8	
68390	546900	Advertising	7.1	10.0	0	10.0	0.0	0.0	0.0	10.0	
68390	547700	Debt Service-Principal	0.0	0.0	0	0.0	0.0	0.0	0.0	0.0	
68390	547900	Miscellaneous Expense	1.9	0.0	0	0.0	0.0	0.0	0.0	0.0	
68390	548300	Information Tech Equipment	0.0	75.0	0	75.0	0.0	0.0	0.0	75.0	

Broadband Access and Expansion

BU PCode
36100 P789

State of New Mexico

E4 PCode Detail
(Dollars in Thousands)

Fund	Account		2023-24 Actuals	2024-25 Opbud	2025-26 PCF Proj	FY 2026 Agency Request				Total	Justification
						GF	OSF	ISF/IAT	FF		
68390	548800	Automotive & Aircraft	0.0	0.0	0	0.0	0.0	0.0	0.0	0.0	
68390	549600	Employee O/S Mileage & Fares	0.0	30.0	0	30.0	0.0	0.0	0.0	30.0	
68390	549700	Employee O/S Meals & Lodging	0.0	20.0	0	0.0	0.0	0.0	0.0	0.0	
	400	Other	184.8	419.0	0	475.0	0.0	0.0	0.0	475.0	
TOTAL EXPENSE			877.3	2,263.7		1,781.7	0.0	650.0	0.0	2,431.7	

Broadband Access and Expansion

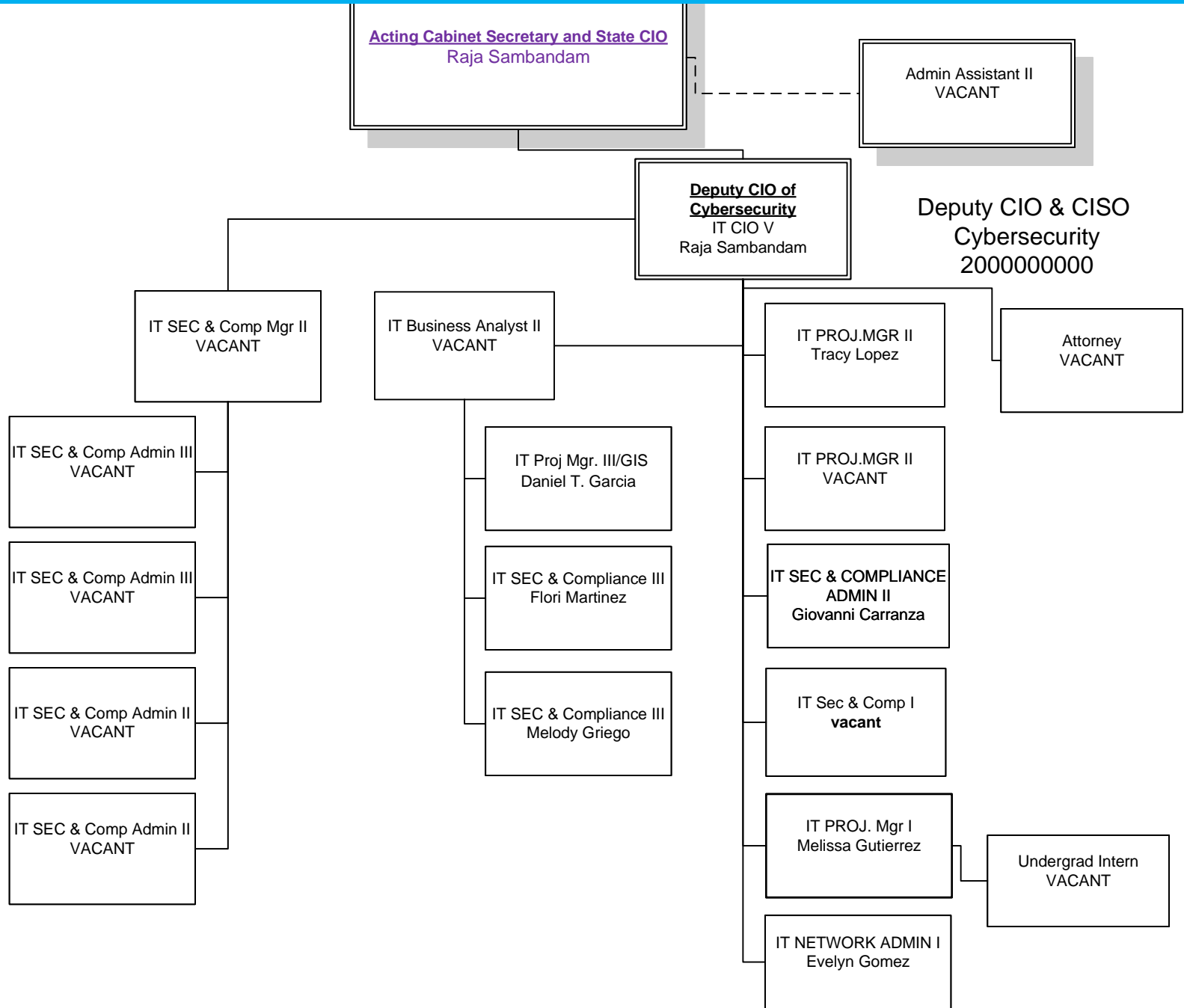
BU PCode
36100 P789

State of New Mexico
Contract by PCode Detail
(Dollars in Thousands)

Fund	Account	#	Contract Purpose	Actuals	FY 2026 Agency Request				Total	Justification	
					GF	OSF	ISF/IAT	FF			
11890	535200	Professional Services	1000	(0.0)	0.0	0.0	0.0	0.0	0.0		
68390	535300	Other Services	1000	Broadband Planning, Grant Writing, and Infrastructure Professional Services	9.3	20.0	0.0	0.0	0.0	20.0	
68390	535309	Other Services - Interagency	1000		1.6	0.0	0.0	0.0	0.0	0.0	
68390	535600	IT Services	1000	Broadband Planning, Grant Writing, and Infrastructure Professional Services	0.0	105.0	0.0	0.0	0.0	105.0	
TOTAL EXPENSE					10.9	125.0	0.0	0.0	0.0	125.0	

P-791

P791 – Cybersecurity



State of New Mexico
P-1 Program Overview

Program Description:

The purpose of the Cybersecurity program is to identify, detect, and protect the State's digital assets, including the provision of effective risk mitigation strategy to respond and recover from cyber threats.

State of New Mexico
P-1 Program Overview**Major Issues and Accomplishments:**

MAJOR ISSUES

Constant changes in the IT landscape have increased cybersecurity challenges, including budget, talent, threats and the need for partnerships. Historically, the State Cybersecurity operating budget has been limited and not in-line with best practices. Instead, the CSO has received nonrecurring funding to support ongoing cybersecurity activities statewide.

A 2021 Deloitte study indicated the average business will invest between 6 percent and 14 percent of its annual IT budget in cybersecurity. On average, most business entities spend around 10 percent of their IT budget on cybersecurity. Overall, the state's total IT operating budget averages \$240 million per year and the investment in new technology continues to grow.

Lack of cybersecurity professionals creates gaps in security. Cybersecurity workers are sought after, and because the field is constantly evolving, organizations, including the State, must provide continuing education, career advancement opportunities, and competitive compensation.

The State currently lacks a framework and an overall data classification policy. The Cybersecurity Office is exploring other states' policies for data classification consistency. Data classification helps determine the location of regulated data across the enterprise, ensures appropriate security controls are implemented, and that the data is traceable and searchable, as required by compliance regulations. By assigning data sensitivity levels and categorizing data, the cybersecurity office will be able to implement access rules pertaining to critical data.

ACCOMPLISHMENTS IN FY24

The State Chief Information Security Officer (CISO) established an annual cyber awareness training and monthly phishing campaign for state executive agencies. To help end-users better recognize and respond to these phishing threats, we are offering high-level Cybersecurity Awareness Training. Our goal is to educate employees for maintaining our cybersecurity posture. With the new office, cybersecurity awareness training opportunities will be expanded to other state entities, including tribal and local governments, public school districts and higher education institutions.

The State CISO continued the enterprise vulnerability management program, network and application penetration testing, an enterprise attack surface management system, and a network analytic monitoring tool across all state executive agencies. The security operations center (SOC) and multifactor authentication continue to be a benefit across the state IT eco-system. By continuing to support these proactive measures against cybersecurity threats at no cost to agencies, the Cybersecurity program can serve the state in a reliable, secure, and effective manner. The Cybersecurity Advisory Committee is charged with identifying and recommending leading cybersecurity practices for state government agencies, local governments, educational institutions, and tribal governments. In conjunction with the Department of Information Technology (DoIT), the CSO, the Cybersecurity Advisory Committee, and the CISO are responsible for providing guidance and direction to enhance the cybersecurity capabilities of these entities throughout the State of New Mexico. Additionally, as part of its Legislative charge, the Cybersecurity Advisory Committee completed and timely submitted its first Annual Cybersecurity Report to the Legislature and the Office of the Governor.

The Cybersecurity Planning committee adopted the Statewide Cybersecurity Plan. This plan was approved by the Department of Homeland Security and Emergency Management and CISA in September 2023. The plan has defined long-term goals to support and implement Cybersecurity best practices. The Cybersecurity Planning Committee and the CSO are working to onboard 26 entities on the State and Local Cybersecurity Grant Program (SLCGP) to receive state provided services. The Planning Committee will continue its outreach efforts to bring awareness of the SLCGP in their on-going efforts to have additional entities participate in the Federal Fiscal Year 2023 SLCGP opportunities.

Overview of Request:

Laws 2023, Chapter 115 established the Cybersecurity Act, creating the Cybersecurity Office (CSO), which is administratively attached to the Department of Information Technology. Previously, the cybersecurity functions resided in the Compliance and Project Management program (P772). A new program code for the Cybersecurity Office has been established for FY25.

The CSO, in cooperation with the Cybersecurity Advisory Committee and the Cybersecurity Planning Committee works to ensure security actions are taken to protect state entities without undermining their ability to function effectively and efficiently. The Cybersecurity Advisory Committee is responsible for annual reporting to the Legislature and the Governor's Office addressing the status of cybersecurity preparedness within agencies and elsewhere in the state.

The CSO is responsible for establishing security governance, standards, and policies to protect State IT resources and infrastructure. Other core functions include awareness and education, identity and access management, vulnerability management, attack surface management, risk assessment, regulatory compliance, incident response, business continuity and disaster recovery management, and establishment and maintenance of a security operations center. Currently there are 19 information technology (IT) and cyber-related policies to address these functions currently published on DoIT's website.

In September 2023, New Mexico's Cybersecurity Plan was approved by the Federal Cybersecurity and Infrastructure Security Agency (CISA). Approval of the plan by CISA allows the State of New Mexico to participate in a federal grant of approximately \$13 million over a four-year period.

The CSO continues to work with committees and stakeholders to develop additional policies and guidance in compliance with State and Federal standards to protect New Mexicans.

Programmatic Changes:

Base Budget Justification: The Department is requesting a flat base budget for the Cybersecurity Office.

State of New Mexico
S-8 Financial Summary
 (Dollars in Thousands)

BU PCode Department
 36100 P791 000000

	2023-24 Opbud	2023-24 Actuals	2024-25 Opbud	2025-26 PCF Proj	Base	----- FY 2026 Agency Request ----- Expansion	Total
REVENUE							
111 General Fund Transfers	0.0	4,547.3	6,522.5	0.0	6,522.5	0.0	6,522.5
112 Other Transfers	0.0	0.0	0.0	0.0	0.0	0.0	0.0
REVENUE, TRANSFERS	0.0	4,547.3	6,522.5	0.0	6,522.5	0.0	6,522.5
REVENUE	0.0	4,547.3	6,522.5	0.0	6,522.5	0.0	6,522.5
EXPENSE							
200 Personal Services and Employee Benefits	0.0	647.3	1,635.1	1,532.3	1,635.1	0.0	1,635.1
300 Contractual services	0.0	2,941.3	3,739.5	0.0	3,572.6	0.0	3,572.6
400 Other	0.0	958.7	832.8	0.0	832.8	0.0	832.8
EXPENDITURES	0.0	4,547.3	6,207.4	1,532.29	6,040.5	0.0	6,040.5
500 Other financing uses	0.0	0.0	315.1	0.0	482.0	0.0	482.0
OTHER FINANCING USES	0.0	0.0	315.1	0	482.0	0.0	482.0
EXPENSE	0.0	4,547.3	6,522.5	1,532.29	6,522.5	0.0	6,522.5
FTE POSITIONS							
810 Permanent	0.00	9.00	14.00	9.00	14.00	0.00	14.00
820 Term	0.00	1.00	0.00	1.00	0.00	0.00	0.00
FTEs	0.00	10.00	14.00	10.00	14.00	0.00	14.00
FTE POSITIONS	0.00	10.00	14.00	10.00	14.00	0.00	14.00

BU PCode Department
36100 P791 000000

S-9 Account Code Revenue/Expenditure Summary
(Dollars in Thousands)

		2023-24	2023-24	2024-25	2025-26	----- FY 2026 Agency Request -----		
		Opbud	Actuals	Opbud	PCF Proj	Base	Expansion	Total
499105	General Fd. Appropriation	0.0	4,547.3	6,522.5	0.0	6,522.5	0.0	6,522.5
111	General Fund Transfers	0.0	4,547.3	6,522.5	0.0	6,522.5	0.0	6,522.5
499905	Other Financing Sources	0.0	0.0	0.0	0.0	0.0	0.0	0.0
112	Other Transfers	0.0	0.0	0.0	0.0	0.0	0.0	0.0
TOTAL REVENUE		0.0	4,547.3	6,522.5	0.0	6,522.5	0.0	6,522.5
520100	Exempt Perm Positions P/T&F/T	0.0	206.8	0.0	215.0	0.0	0.0	0.0
520200	Term Positions	0.0	14.8	0.0	115.1	0.0	0.0	0.0
520300	Classified Perm Positions F/T	0.0	264.4	1,443.8	835.0	1,443.9	0.0	1,443.9
520500	Temporary Positions F/T & P/T	0.0	7.3	0.0	0.0	0.0	0.0	0.0
521100	Group Insurance Premium	0.0	15.1	32.0	47.9	32.0	0.0	32.0
521200	Retirement Contributions	0.0	93.5	98.2	222.0	98.2	0.0	98.2
521300	F I C A	0.0	35.5	44.6	71.5	44.6	0.0	44.6
521400	Workers' Comp Assessment Fee	0.0	(0.0)	0.0	0.0	0.0	0.0	0.0
521410	GSD Work Comp Insur Premium	0.0	0.0	0.7	0.0	1.4	0.0	1.4
521600	Employee Liability Ins Premium	0.0	0.0	1.6	0.0	0.8	0.0	0.8
521700	RHC Act Contributions	0.0	9.8	14.2	25.7	14.2	0.0	14.2
200	Personal Services and Employee Bene	0.0	647.3	1,635.1	1,532.3	1,635.1	0.0	1,635.1
535200	Professional Services	0.0	1,152.6	480.0	0.0	1,200.0	0.0	1,200.0
535600	IT Services	0.0	1,788.7	3,259.5	0.0	2,372.6	0.0	2,372.6
300	Contractual services	0.0	2,941.3	3,739.5	0.0	3,572.6	0.0	3,572.6
542100	Employee I/S Mileage & Fares	0.0	0.0	10.0	0.0	10.0	0.0	10.0
542200	Employee I/S Meals & Lodging	0.0	0.0	10.0	0.0	10.0	0.0	10.0
543830	IT HW/SW Agreements	0.0	901.8	386.5	0.0	770.9	0.0	770.9
544000	Supply Inventory IT	0.0	50.6	0.0	0.0	0.0	0.0	0.0
544100	Supplies-Office Supplies	0.0	0.0	10.0	0.0	10.0	0.0	10.0
545600	Reporting & Recording	0.0	2.4	0.0	0.0	0.0	0.0	0.0
545609	Report/Record Inter St Agency	0.0	0.1	0.0	0.0	0.0	0.0	0.0
545700	ISD Services	0.0	0.0	10.6	0.0	12.5	0.0	12.5
545710	DOIT HCM Assessment Fees	0.0	0.0	7.1	0.0	5.0	0.0	5.0
546610	DOIT Telecommunications	0.0	0.0	15.5	0.0	14.4	0.0	14.4
546700	Subscriptions/Dues/License Fee	0.0	0.3	0.0	0.0	0.0	0.0	0.0
546800	Employee Training & Education	0.0	0.0	0.0	0.0	0.0	0.0	0.0
546900	Advertising	0.0	0.1	0.0	0.0	0.0	0.0	0.0

BU PCode Department
 36100 P791 000000

S-9 Account Code Revenue/Expenditure Summary
 (Dollars in Thousands)

		2023-24	2023-24	2024-25	2025-26	----- FY 2026 Agency Request -----		
		Opbud	Actuals	Opbud	PCF Proj	Base	Expansion	Total
547900	Miscellaneous Expense	0.0	0.5	0.0	0.0	0.0	0.0	0.0
548300	Information Tech Equipment	0.0	0.0	383.1	0.0	0.0	0.0	0.0
549600	Employee O/S Mileage & Fares	0.0	0.2	0.0	0.0	0.0	0.0	0.0
549700	Employee O/S Meals & Lodging	0.0	2.7	0.0	0.0	0.0	0.0	0.0
400	Other	0.0	958.7	832.8	0.0	832.8	0.0	832.8
555106	OFU - INTRA-Agency	0.0	0.0	315.1	0.0	482.0	0.0	482.0
500	Other financing uses	0.0	0.0	315.1	0.0	482.0	0.0	482.0
TOTAL EXPENSE		0.0	4,547.3	6,522.5	1,532.3	6,522.5	0.0	6,522.5
810	Permanent	0.00	9.00	14.00	9.00	14.00	0.00	14.00
810	Permanent	0.00	9.00	14.00	9.00	14.00	0.00	14.00
820	Term	0.00	1.00	0.00	1.00	0.00	0.00	0.00
820	Term	0.00	1.00	0.00	1.00	0.00	0.00	0.00
TOTAL FTE POSITIONS		0.00	10.00	14.00	10.00	14.00	0.00	14.00

REV EXP COMPARISON

(Dollars in Thousands)

36100 - Department of Information Technology

P791 - Cybersecurity Office

	General Fund	Other Funds	Other Transfers	Federal Funds	Total
SOURCES Totals	6,522.5	0.0	0.0	0.0	6,522.5
Personal Services and Employee Benefits	1,635.1	0.0	0.0	0.0	1,635.1
Contractual services	3,572.6	0.0	0.0	0.0	3,572.6
Other	832.8	0.0	0.0	0.0	832.8
Other financing uses	482.0	0.0	0.0	0.0	482
USES Total:	6,522.5	0.0	0.0	0.0	6,522.5
Net:	0.0	0.0	0.0	0.0	0.0

Fund	Account		2023-24	2024-25	2025-26	FY 2026 Agency Request				Justification	
			Actuals	Opbud	PCF Proj	GF	OSF	ISF/IAT	FF		Total
00000	520300	Classified Perm Positions F/T	0.0	0.0	482.38	0.0	0.0	0.0	0.0	0.0	
00000	521100	Group Insurance Premium	0.0	0.0	20.45	0.0	0.0	0.0	0.0	0.0	
00000	521200	Retirement Contributions	0.0	0.0	91.75	0.0	0.0	0.0	0.0	0.0	
00000	521300	F I C A	0.0	0.0	29.57	0.0	0.0	0.0	0.0	0.0	
00000	521700	RHC Act Contributions	0.0	0.0	11.92	0.0	0.0	0.0	0.0	0.0	
38310	520100	Exempt Perm Positions P/T&F/T	206.8	0.0	214.96	0.0	0.0	0.0	0.0	0.0	
38310	520200	Term Positions	14.8	0.0	115.12	0.0	0.0	0.0	0.0	0.0	
38310	520300	Classified Perm Positions F/T	264.4	1,443.8	352.64	1,443.9	0.0	0.0	0.0	1,443.9	
38310	520500	Temporary Positions F/T & P/T	7.3	0.0	0	0.0	0.0	0.0	0.0	0.0	
38310	521100	Group Insurance Premium	15.1	32.0	27.48	32.0	0.0	0.0	0.0	32.0	
38310	521200	Retirement Contributions	93.5	98.2	130.25	98.2	0.0	0.0	0.0	98.2	
38310	521300	F I C A	35.5	44.6	41.98	44.6	0.0	0.0	0.0	44.6	
38310	521400	Workers' Comp Assessment Fee	(0.0)	0.0	0	0.0	0.0	0.0	0.0	0.0	
38310	521410	GSD Work Comp Insur Premium	0.0	0.7	0	1.4	0.0	0.0	0.0	1.4	
38310	521600	Employee Liability Ins Premium	0.0	1.6	0	0.8	0.0	0.0	0.0	0.8	
38310	521700	RHC Act Contributions	9.8	14.2	13.79	14.2	0.0	0.0	0.0	14.2	
	200	Personal Services and Employee Bene	647.3	1,635.1	1,532.29	1,635.1	0.0	0.0	0.0	1,635.1	
38310	542100	Employee I/S Mileage & Fares	0.0	10.0	0	10.0	0.0	0.0	0.0	10.0	
38310	542200	Employee I/S Meals & Lodging	0.0	10.0	0	10.0	0.0	0.0	0.0	10.0	
38310	543830	IT HW/SW Agreements	901.8	386.5	0	770.9	0.0	0.0	0.0	770.9	
38310	544000	Supply Inventory IT	50.6	0.0	0	0.0	0.0	0.0	0.0	0.0	
38310	544100	Supplies-Office Supplies	0.0	10.0	0	10.0	0.0	0.0	0.0	10.0	
38310	545600	Reporting & Recording	2.4	0.0	0	0.0	0.0	0.0	0.0	0.0	
38310	545609	Report/Record Inter St Agency	0.1	0.0	0	0.0	0.0	0.0	0.0	0.0	
38310	545700	ISD Services	0.0	10.6	0	12.5	0.0	0.0	0.0	12.5	
38310	545710	DOIT HCM Assessment Fees	0.0	7.1	0	5.0	0.0	0.0	0.0	5.0	
38310	546610	DOIT Telecommunications	0.0	15.5	0	14.4	0.0	0.0	0.0	14.4	
38310	546700	Subscriptions/Dues/License Fee	0.3	0.0	0	0.0	0.0	0.0	0.0	0.0	
38310	546800	Employee Training & Education	0.0	0.0	0	0.0	0.0	0.0	0.0	0.0	
38310	546900	Advertising	0.1	0.0	0	0.0	0.0	0.0	0.0	0.0	
38310	547900	Miscellaneous Expense	0.5	0.0	0	0.0	0.0	0.0	0.0	0.0	
38310	548300	Information Tech Equipment	0.0	383.1	0	0.0	0.0	0.0	0.0	0.0	
38310	549600	Employee O/S Mileage & Fares	0.2	0.0	0	0.0	0.0	0.0	0.0	0.0	

BU PCode
36100 P791

E4 PCode Detail
(Dollars in Thousands)

Fund	Account		2023-24 Actuals	2024-25 Opbud	2025-26 PCF Proj	FY 2026 Agency Request				Total	Justification
						GF	OSF	ISF/IAT	FF		
38310	549700	Employee O/S Meals & Lodging	2.7	0.0	0	0.0	0.0	0.0	0.0	0.0	
	400	Other	958.7	832.8	0	832.8	0.0	0.0	0.0	832.8	
38310	555106	OFU - INTRA-Agency	0.0	315.1	0	0.0	0.0	0.0	0.0	0.0	
	500	Other financing uses	0.0	315.1	0	0.0	0.0	0.0	0.0	0.0	
TOTAL EXPENSE			1,606.0	2,783.0		2,467.9	0.0	0.0	0.0	2,467.9	

State of New Mexico
Contract by PCode Detail
(Dollars in Thousands)

Fund	Account	#	Contract Purpose	Actuals	FY 2026 Agency Request				Total	Justification	
					GF	OSF	ISF/IAT	FF			
38310	535200	Professional Services	1000	Emergency Incident Response Services, Law Offices of the Public Defender, Configuration, Maintenance, and Support Services for the existing SolarWinds Application	1,152.6	1,200.0	0.0	0.0	0.0	1,200.0	
38310	535600	IT Services	1000	Staff Augmentation for Security Operations Center. Administrative and Program Management Support related to and necessary for New Mexico's Successful participation in the Federal Department of Homeland Security State and Local Cybersecurity Grant Program Support	1,788.7	2,372.6	0.0	0.0	0.0	2,372.6	
TOTAL EXPENSE				2,941.3	3,572.6	0.0	0.0	0.0	3,572.6		


Performance Measures Summary

P791 Cybersecurity Office

Purpose:

Performance Measures:		2022-23 Actual	2023-24 Actual	2024-25 Budget	2025-26 Request	2025-26 Recomm
Output	Number of independent vulnerability scans of information technology assets identifying potential cyber risks	New	12	12	4	
Outcome	Percentage of critical or high-risk vulnerabilities remediated from the previously identified scan	New	72%	82%	85%	

Annual Performance Report



**Fiscal Year 2024
Annual Performance Report
July 1, 2023 through June 30, 2024**

**Raja Sambandam
Acting Cabinet Secretary
and State Chief Information Officer**

361 – Department of Information Technology

The Department of Information Technology (DoIT) is the enterprise technology partner *servicing* and *supporting* state agencies with innovative solutions to advance the delivery of their core missions and create progress for all New Mexicans. DoIT provides cost-effective and efficient information technology (IT) enterprise products, services and solutions in a secure and reliable environment for its customers through leadership, strategic planning, standards and policies, architecture and oversight. The department’s services include but are not limited to email, telecommunications, and public safety radio. The department is organized into three programs: Program Support, Compliance and Project Management, and Enterprise Services.

Laws 2021, Chapter 123 established the Office of Broadband Access and Expansion (OBAE). Being administratively attached to DoIT, in FY22 a new program was established for OBAE and establishing its performance measures was deferred until FY24.

In addition, Laws 2023, Chapter 115 established the Cybersecurity Act, creating the Cybersecurity Office, also administratively attached to DoIT. Currently, the cybersecurity functions reside in the Compliance and Project Management program (P772). A new program code for the office will be established for FY25 and the FY24 measures for cybersecurity will be transferred accordingly.

The FY24 Annual Performance Report presents DoIT’s performance measure results by program. Each measure includes the definition; the target goal; identifies associated data sources; and results for the year. The actual results and status of the measure shown with color codes (green, yellow, or red) are associated with the percentage of the target being reported.

Green	80% to 100% of the performance target or exceeding target
Yellow	70% to 79% of the performance target
Red	0% to 69% of the performance target

P771 – Program Support

Program Support provides leadership, guidance, and administrative services to the department in support of DoIT’s mission. Program Support includes the Office of the Secretary and Administrative Services Division. The program is responsible for the Department’s direction, administrative policies and procedures, human resources, budget and financial management, general ledger, accounts receivable and payable, purchasing and contract support. Additionally, Program Support is responsible for establishing a cost recovery model to develop fair and equitable rates for services DoIT provides to its customers.

Program Budget

The Program Support budget for FY24 included 36 authorized full-time equivalent (FTE) and the following:

Budget Category	Total (In thousands)
Salaries and Benefits	\$4,046.7
Contractual	\$46.0
Other	\$305.7
Other Financing Uses	\$0
Total	\$4,398.4

Source: DoIT FY24 Operating Budget

PERFORMANCE MEASURE:

Percentage of accounts receivable balances collected within 120 days from the original invoice

Target: 95%

FY24 Actual: 90%

The status of this performance measure is GREEN.

Definition: The performance measure indicates the ratio of the value invoices paid within 120 days over total value of the invoices for the given period.

Data Source: Data for invoices is generated from the billing system and imported into the SHARE accounts receivable module. Accounts receivable reports and queries generated from SHARE.

Results: The department bills for its Enterprise Services monthly, while SHARE/HCM assessment is billed on an annual basis. Typically, invoices for enterprise services are sent out on or before the 10th of the month. This performance measure reflects the total amount of accounts receivable collected within a 120 day period after the billings are sent out. The accounts receivable team consistently works with customers monthly to ensure timely collections. Overall, 90 percent of accounts receivable were collected within 120 days during FY24.

PERFORMANCE MEASURE:

Percentage of timely, accurate billing issued on or before the 10th of every month for the prior billing period

Target: 100%

FY24 Actual: 86%

The status of this performance measure is **GREEN**

Definition: The performance measure ensures timely revenue recognition in the period it was earned by issuing timely invoices to customers for payment.

Data Source: Billing system and SHARE general ledger, reconciled billing files are loaded into the billing system and revenue is recorded in the general ledger prior to the month end closing.

Results: The department issued monthly invoices on or before the 10th of every month for 10 of 12 billing periods in FY24. One of the two billings occurred on the 11th the next business day after the 10th and included a holiday. Take credit for on-time where we had the Holiday. How late were we on the other one? Revenue for each respective billing period was posted to the SHARE General Ledger the day following completion of monthly billing processes. All revenue entries are posted within the date corresponding to the period in which revenue was earned.

PERFORMANCE MEASURE:

Percent of Enterprise Services achieving full cost recovery within ten percent of breaking even

Target: 90%

FY24 Actual: 91%

The status of this performance measure is **GREEN**

Definition: This measure evaluates DoIT's cost-recovery model and rates it charges agencies for IT enterprise services. Federal standards require that DoIT provide services at cost and not include a profit. The rate for each service must recover the actual cost of providing the service plus an allowance for 60 days of working capital. The IT Rate

Committee approves DoIT's proposed IT rates annually as defined in statute. The rates include direct and indirect costs, and depreciation. However, as service demands vary throughout the year and costs vary, DoIT must ensure costs are fully recovered. Failure to meet federal requirements for full cost recovery may result in overpayment to DoIT and subsequent reimbursement to federal entities.

Data Source: DoIT generates a preliminary over and under recovery statement from the department's general ledger. The department compares revenue from billed services to actual cost of the service to determine if it is meeting federal requirements. Based on the annual audit, DoIT submits a final over and under recovery statement to the Department of Finance and Administration as part of the Statewide Cost Allocation Plan (SWCAP) required to meet federal requirements.

Results: The department analyzed the recovery of cumulative costs and revenue for key enterprise service areas: Managed Applications, Data Network Services, Voice and Data Communications, Public Safety Radio Services, and SHARE. These service areas account for approximately 90% of all DoIT services. Overall, 91% of these enterprise services achieved full cost recovery within 10% of breaking even. Double check the numbers. 90% of 90%?

PERFORMANCE MEASURE:

Percent of state agency customers satisfied with the Department of Information Technology's services and support

TARGET: 85%

FY24: 84%

The status of this performance measure is **GREEN.**

Definition: A customer satisfaction survey will provide feedback to assess DoIT's performance in service delivery. The results will identify aspects of a service where improvements may be needed and provide data to analyze trends in customer satisfaction.

Data Source: Percent of satisfied customers based on a customer survey of key agencies; the customer survey will be created via an on-line tool, with no more than 10 questions.

Results: The department created three surveys using on-line software to determine customer needs instead of a customer satisfaction survey. DoIT survey topics included:

1. Voice Services – 72%
2. Network Services – 75%
3. Office 365 (Digital Workspace) – 91%
4. Enterprise Project Management Office (EPMO) – 91%
5. Cybersecurity Services – 91%

Each of the surveys sought to provide DoIT with a better understanding of state agencies' IT service needs and expectations. DoIT is reviewing and analyzing the responses to determine state agencies' future technology needs.

In addition, the Enterprise Service Desk tool in the Easy Vista Service Management system generates a customer survey automatically after the fifth time a customer requests assistance. There were 145 help desk customers that responded “yes” 98.6 percent of the time to the following survey questions:

1. Was the service provided timely?
2. Was the technician knowledgeable?
3. Was the problem solved to your satisfaction?
4. Was the technician courteous?

The department is committed to improving customer service and satisfaction and plans to include targeted areas such as network and SHARE in future surveys.

P772 – Compliance and Project Management

The Compliance and Project Management (CPM) program provides information technology (IT) strategic planning, oversight, and consulting services to New Mexico government agencies to improve services provided to New Mexico citizens. The program provides critical leadership and guidance ranging from cybersecurity, strategy, project management and oversight, and technology integration. The program includes Cybersecurity, the Enterprise Project Management Office (EPMO), and Office of Geospatial Technology.

Currently the State's EPMO, is responsible for providing state agencies IT strategic planning guidance, oversight of IT projects and procurements, and consulting services to improve IT to better serve New Mexico citizens. Through the project certification process, CPM provides support, guidance, and oversight of state agency's IT projects, promoting project management best practices. Annually the program coordinates the state agency's IT strategic planning and IT funding request process to ensure prudent allocation of the state's IT resources. CPM's initiatives promote quality and report project status quarterly to improve transparency. Available on DoIT's website, the quarterly reporting dashboard for the state's IT project portfolio provides a comprehensive view, including budget, schedule, and project risks.

Program Budget

The Compliance and Project Management FY24 budget included 18 authorized FTE, and the following:

Budget Category	Total (In thousands)
Salaries and Benefits	\$1,842.1
Contractual	\$4,021.5
Other	\$1,130.8
Other Financing Uses	\$0
Total	\$6,994.4

Source: DoIT FY24 Operating Budget

PERFORMANCE MEASURES:

Percent of information technology professional services contracts greater than \$1 million in value reviewed with quality feedback within seven business days.

Target: 95%

Actual: 96.77%

Percent of information technology professional service contracts less than \$1 million in value reviewed with quality feedback within five business days.

Target: 98%

Actual: 93.16%

The status of these performance measures is GREEN.

Definition: The two measures above evaluate the turnaround time and efficiency of CPM’s quality reviews of state agency IT procurements based on established dollar thresholds. The reviews ensure agencies are following DoIT’s and State Purchasing Division’s procurement requirements and best practices. Procurements include professional services contracts, amendments, sole source determinations, and request for proposals (RFP).

Data Source: CPM’s review process begins when procurements are logged in a contract database, maintained in Access. Once logged, staff conducts an initial review, followed by a second review by CPM management, and then returned to agency to address edits and comments. Prior to obtaining the Secretary’s signature approval, staff reviews agency updates to ensure appropriate revisions were made. Logging each review in the contract database provides an audit trail and status of the reviews.

Results: As a result of the quality reviews, DoIT approved 248 procurements, totaling \$352.9 million during FY24.

Procurement Type	Number	Procurement Value (in millions)
Contracts	211	\$263
Amendments	27	\$89.9
RFP	10	\$0.0
RFIs	0	\$0.0
Total	248	\$352.9

Source: DoIT Contract Data Base

Of the 248 procurements, 31 or 12.5 percent were greater than \$1 million, totaling \$307.1 million in value, including 26 contracts (\$225.2 million), and 5 amendments (\$81.9 million). The remaining 217 procurements or 87.5 percent were less than \$1 million, totaling \$45.8 million, including 195 contracts (\$44.6 million), 22 amendments (\$1.2 million), and 10 RFP (\$0) and zero RFI.

PERFORMANCE MEASURE:

Number of workshops, trainings, events or whitepapers delivered to agencies on IT best practices predicated upon department analysis of key IT oversight areas

Target: 9

Actual: 24

The status of this performance measure is **GREEN.**

Definition: Annually EPMO staff provides formal training sessions to agencies on the development of IT strategic plans, C2 Business Cases for IT funding requests, and project certification- related topics. The formal trainings are recorded and posted on the DoIT EPMO web page for playback. EPMO staff also lead agency training events used to train agencies individually and provide consulting on similar topics.

During FY24, the EPMO presented to the CIO+ Forum to present Digital Accessibility (September 2023).

The EPMO also conducted two formal training sessions with over 90 participants from state agencies for each of the following:

- Development of IT Strategic Planning and,
- C2 Business Case Development for IT funding requests.

In addition, EPMO held individual training consultations with State agencies that included RFP, contract, and special topic training reviews for the following agencies:

- IV&V Whitepaper for Guidance for selection and negotiating a IV&V Contract (June 2024), see Attached
- Two classes each with over 90+ participants: (July 2024)
 - FY25 IT Strategic planning Training
 - FY25 IT Special Appropriation (C2) Funding
- Agency tailored RFP Training:
 - DoIT: Telephony Equipment and Related Services (April/May 2024),
 - WCA: Case Management System (February-March 2024),
 - SOS: Ballot Production Systems for Polling Location (November 2023),
 - OSE: Radio Telemetry Units (Augusts 2023),
 - PED: Charter Schools Authorizing Data Systems (August 2023),
 - SOS: Enterprise Hosting M&O (August 2023),
 - DFA: Finalize contract award (June/July 2023),
 - DOH: RLD/DOH Medical Cannabis, and
 - EMNRD: Forestry Wildland Fire financial Business System (September 2023)
- Procurement Training Guides: (February 2024)
 - User Guide for Professional Services Agreement for Staff Augmentation and/or Fixed Cost Deliverables,

- Training Video Professional Services Agreement for Staff Augmentation and/or Fixed Cost Deliverables,
- User Guide – Professional Services Agreement for Non-Certified Staff Aug Template, and
- Training Video Professional Services Agreement for Non-Certified Staff Aug Template.
- Training Guides/Whitepapers (Updated April 2024)
 - IT Agreement Amendment Process,
 - IT Agreement Process, and
 - IT Large Agreement Checklist
- RFP Agency RFP Training:
 - WORKING ON THIS NOW

Data Source: Actual live training data including number of state employees participating in web-based training sessions, training events scheduled and conducted using MS TEAMS.

Results: Total trainings, events, whitepapers resulted in the total value provided above. While OBAE is not under oversight, EPMO staff provided OBAE with contracts/amendment training. The program strives to exceed performance goals despite other priorities and resource limitations. EPMO is committed to continuous process improvement with recorded trainings becoming available online and the addition of special topic whitepapers and user guides to further increase the reach and volume of trainings conducted throughout FY25.

P773 – Enterprise Services

The Enterprise Services program provides reliable and secure infrastructure for voice, public safety radio, video and data communications through the state’s data center and telecommunications network. With a commitment to providing enterprise security for the state’s network, the department created the Network Operations Center (NOC). The center provides a centralized location for monitoring, detecting, and responding to cyber incidents affecting state networks. The program is enterprise-funded by assessing fees for services, including direct, indirect and depreciation costs.

Program Budget

In FY24, Enterprise Services had 112 authorized FTE and the following budget:

Budget Category	Total (In thousands)
Salaries and Benefits	\$12,195.5
Contractual	\$5,587.4
Other	\$33,933.3
Other Financing Uses	\$9,458.0
Total	\$61,174.2

Source: DoIT FY24 Operating Budget

PERFORMANCE MEASURE:

Number of perimeter DoIT devices reporting security metrics and logs to the Security Incident and Event Management System (SIEM)

Target: 2,000 devices

Actual: 2,225 devices

The status of this performance measure is **GREEN**.

Definition: The number of perimeter and security-logged systems that have automated or semi-automated feeds into the SIEM and monitored by the Network Operation Center (NOC).

Data Source: SIEM system generated reports. Network security and monitoring control tools are used to track the activity of computers, telecommunications, and networks. These tools collect and log event data to provide visibility across the department’s devices. Devices include routers, firewalls, and network switches. The NOC is a centralized location for monitoring and detecting incidents affecting the state network.

Results: Enterprise-wide, 2,225 devices report security metrics to the Network Operations Center including 4,200 sensors from all monitored devices. Sensors are defined as active interfaces and loopbacks. Devices may have more than one sensor. These devices include the state’s internet service, core network, data center network, numerous agencies’ local area networks, and DoIT servers and related systems. The Department is planning to migrate to a holistic network monitoring solution for FY25.

PERFORMANCE MEASURE:

Percent of service desk incidents resolved within the timeframe specified for their priority level

Target: 95%

Actual: 100%

The status of this performance measure is GREEN

Definition: DoIT’s Enterprise Support Desk provides State of New Mexico enterprise help desk services as the first point of contact to address any service-related incidents. The department uses a service management application, Easy Vista to track all service requests, including troubleshooting and analyzing and resolving hardware, software, user error, and network problems. Customers may contact the support desk via telephone and email (EnterpriseSupportDesk@state.nm.us). The help desk establishes the nature of the call and the priority for the type of incident being reported.

Data Source: Easy Vista Service Management tool

Results: In FY24, the DoIT Enterprise Support Desk responded to 47,720 tickets: 25,569 or 56 percent were Incident tickets resolved by the help desk, and 22,151 or 46 percent were completed by other DoIT groups. This performance measure is an important metric for the department, as the Enterprise Support Desk is the first point of contact for agency customers. A prompt resolution is critical to effective customer service.

Priority Level	Target Timeframe for Help Desk (Level-one) Resolution	Total Number of Help Desk Tickets	Ticket Resolved within Targeted Timeframe	Percent of Tickets Resolved within the Targeted Timeframe
1	Less than 8 hours	10	10	100%
2	Less than 24 hours	9	9	100%
3	Less than 40 hours	25,555	25,550	99.99%

PERFORMANCE MEASURE:

Percent of uptime of E-mail services other than scheduled maintenance

Target: 98%

Actual: 99.99%

The status of this performance measure is **GREEN.**

Definition: This measure captures the email infrastructure availability excluding scheduled maintenance and network downtime. E-mail services are now part of Microsoft Digital Workspace Solutions as covered in our e-mail and collaboration service level agreement (SLA).

Data Source: Microsoft quarterly up-time reports are available.

Results: Microsoft service level agreement met 99.99 percent of service up-time expectation.

PERFORMANCE MEASURE:

Number of independent vulnerability scans of IT assets identifying potential cyber risks

Target: 4

Actual: 12

The status of this performance measure is GREEN.

Definition: This performance measure tracks a minimum number of vulnerability assessments to increase the cybersecurity posture.

Data Source: Securin scans, systemic portal reporting, and Securin identified assets and their associated vulnerabilities.

Results: The department's Enterprise Vulnerability Management program includes monthly independent vulnerability scans. As of June 2024, there are 72 state agencies participating in the program. In addition to monthly scans, ad-hoc scans are performed as requested by the agencies.

PERFORMANCE MEASURE:

Percent of critical or high-risk vulnerabilities remediated from the previously identified scan

Target: 85%

Actual: 72%

The status of this performance measure GREEN.

Definition: The performance measure captures the number of critical or high-risk vulnerabilities remediated divided by the number identified by the previous scan.


Data Source: Securin scans, Securin portal, and Securin reporting.

Results: The department's Enterprise Vulnerability Management program is dependent on agencies remediating high-risk vulnerabilities. While agencies are receptive to address critical or zero day vulnerabilities, agencies are dependent on third party vendors to support the latest patches tested and implemented to meet the criteria.

Page is blank intentionally

Strategic Plan

NEW MEXICO IT STRATEGIC PLAN



NEW MEXICO

IT STRATEGIC PLAN FY25-FY27

DEPARTMENT OF INFORMATION TECHNOLOGY


FROM THE DESK OF RAJA SAMBANDAM, Department Of Information Technology (DoIT)

The needs of citizens and the state government continue to evolve at a rapid pace, resulting in an evolving need to provide modernized and accessible solutions to constituents. The state of New Mexico has made great strides to transform, innovate, and implement new technologies to deliver upon the core mission of improving the quality of life for people across the state. However, as we move into the future, the state must continuously improve end-to-end services with the use of modernized and emerging technology.

We will continue to push for this bold vision of New Mexico, one that operates at the forefront of technology and enables the state government to succeed in its mission. In the words of Governor Lujan Grisham, "Innovation is key to our future success." For the state's technology stakeholders, this means empowering a workforce that embodies a culture of innovation, one that builds upon our transformative successes, and seeks efficiencies in our operations.

This strategic plan highlights the incredible milestones our state has accomplished in a relatively short time and further expands upon future priorities over the next three years. But our goals do not end there – this document outlines new and revised imperatives that build upon our progress and provides direction for an ever-changing technology landscape. New Mexico will embrace a culture of leveraging new technologies and scaling them across the state, refining the services we provide to citizens, increasing the quality of life for our constituents, and enabling the state government of New Mexico as a leader in innovation.

I look forward to continue working together across the state on this dynamic journey to secure, enhance, and make our technology more comprehensive for our government and our citizens.



Raja Sambandam
Acting Cabinet Secretary &
State Chief Information Officer
Department of Information Technology

We Are New Mexico DoIT

Our Mission

The New Mexico Department of Information Technology is the enterprise technology partner serving and supporting state agencies with innovative solutions to advance the delivery of their core missions and create progress for all New Mexicans.

Our Core Values

Collaboration

Innovation

Service

Trust

Our Divisions

Enterprise
Services

Compliance
and Project
Management

Program
Support

Our Administratively Attached Offices

Office of Broadband Access and Expansion

Office of Cybersecurity

75+
State
Agencies
Served*

Over \$1
Billion in
IT Project
Portfolio*

68 Major
Initiatives
and
Projects*

*As of Fiscal Year 2024

ADVANCING PROGRESS WITH SECURE INNOVATION

Our governor's vision ignites New Mexico's ambition to lead.

New Mexico Governor Michelle Lujan Grisham continues to advance her ambitious vision for New Mexico and its citizens. She describes New Mexico as *"a state that is looking forever forward, toward the horizon – toward what's next; toward what's new; toward what has only been imagined and not yet realized."*



Embracing emerging technologies can enable New Mexico to achieve that vision.

To realize this vision, state agencies are charged with setting *ambitious goals* as part of their missions. Leveraging new technology – as it emerges – is the key to *transcending current capabilities* and efficiently achieving agency goals.

New Mexico's technology must champion data security and privacy to realize this vision.

As we continue to modernize existing technology and adopt new technology, there must be a greater emphasis on enhancements to safeguarding information. *Protecting* the security and privacy of New Mexicans is a critical imperative for the state.

Technology can only reach its full potential when supported by a skilled and empowered workforce.

To drive technological advancement and innovation, *hiring and training* the right workforce is essential. *Empowering* New Mexico's workforce with the right tools and resources leads to sustained progress and transformative results.

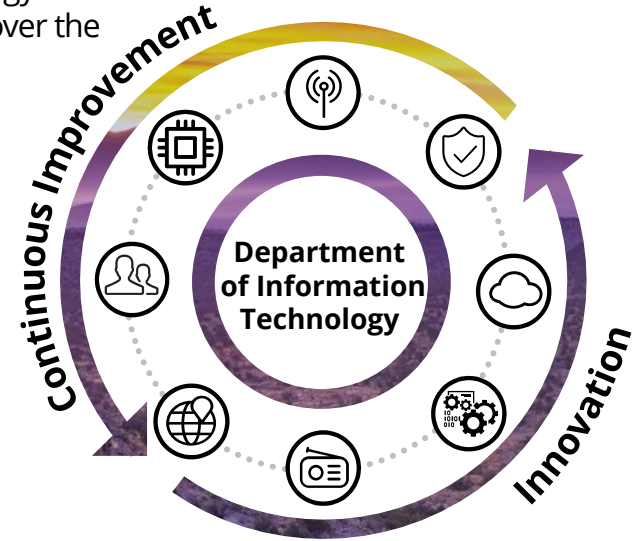


**OUR STRATEGY TO
CONTINUOUSLY
IMPROVE
TECHNOLOGY FOR THE
STATE OF NEW MEXICO**

OUR STRATEGIC IMPERATIVES FOR THE NEXT 3 YEARS *(through FY27)*

These imperatives, informed by the input of agency and technology leaders across the state, will guide the state's technology efforts over the next three years.

Through a foundation of **continuous improvement**, we will drive **innovation**



Broadband

We will **enhance** State **broadband** technologies and support capabilities



Cybersecurity

We will **drive** statewide **cybersecurity** capabilities and practices



Cloud

We will **continue** with **smart multi-cloud infrastructure** services



Data

We will **expand** our **data integration capabilities** across the enterprise



Public Safety Communications

We will **transform and expand** the integrated **Public Safety Communications** network



Geospatial Technology

We will **leverage** statewide **Geospatial Technology** and better enable data integration



Workforce

We will **foster the development** of a dynamic, diverse, and technology-forward **workforce**

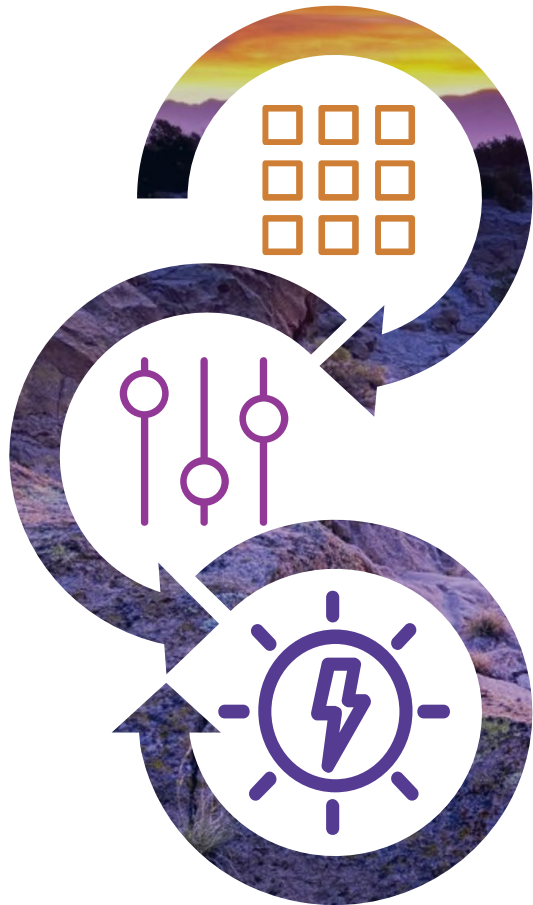


Emerging Technology and AI

We will **transcend** current capabilities through utilization of **emerging technology and AI**

PHASES OF CONTINUOUS IMPROVEMENT

DoIT and state agencies will continue progress to optimize the **eight strategic imperatives** by continuing 3 phases. These improvements are tracked and represented using a maturity scale.



STANDARDIZE

Establish consistent standards, practices, and governance across the enterprise to help agencies implement new IT products and services while providing technical and strategic direction to allow them to accomplish more with less

MODERNIZE

Expand, update, and refresh technology and organizational practices to keep up with the accelerating pace of technological advancement and support New Mexico to adopt and leverage the most modern technologies

TRANSFORM

Fundamentally change the way DoIT customers and citizens interact with state technology to meet increasing expectations for democratized data access, streamlined and convenient access to services, and public accountability to citizens

Goal Maturity Scale



Focused on continuous improvement and innovation to achieve optimal performance



Substantial progress has been made, but work remains



Elements of these are at the early stages of progress or have yet been initiated

RECENT PROGRESS – DoIT Gets IT Done

New Mexico DoIT is making significant progress on the strategic imperatives from FY21-FY24.

Broadband

- ✓ *Established the Office of Broadband Access and Expansion (OBAAE), as well as the Connect New Mexico Fund and Pilot Program*
- ✓ *Invested and obtained funding: \$187 million for the Pilot Program, \$70 million for the Fund, and \$675 million of NTIA funding for Broadband Equity, Access and Deployment (BEAD)*
- ✓ *Created and funded programs to address the remaining unserved and underserved locations: NM Public Regulation Commission Annual Broadband Program, NTIA Tribal Connectivity Program, RUS ReConnect Program*
- ✓ *Increased the percent of served locations statewide to 84%*
- ✓ *Advanced the Statewide Education Network*

Cybersecurity

- ✓ *Developed a statewide Cybersecurity Plan, including a capabilities assessment and approval of 5 initial critical projects*
- ✓ *Established the Statewide Cybersecurity Planning Committee under Executive Order 2022-141*
- ✓ *Established the Cybersecurity Office to oversee information security across the state under Senate Bill 280, known as the Cybersecurity Act*
- ✓ *Created the Cybersecurity Advisory Committee, tasked with identifying and recommending cybersecurity best practices for state, local, and tribal entities*

Cloud

- ✓ *Established an advisory panel for review of cloud applications*
- ✓ *Created a robust and secure private cloud that is NIST 800-53 compliant*
- ✓ *Managed the conversion from data centers to multi-site cloud environment*
- ✓ *Established procedures and protocols for Azure cloud adoption*
- ✓ *Publicized offering of a virtual machine equipment hosting in customizable virtual environments*

Data

- ✓ *Implemented governance structures that enabled the organization to begin addressing enterprise-wide standards*
- ✓ *Initiated process to introduce legislation on Data Classification and Data Privacy*
- ✓ *Achieved federation of technology practices and policies across the state enterprise*
- ✓ *Created job classifications focused on data management to increase data compliance across the enterprise*

RECENT PROGRESS – DoIT Gets IT Done

New Mexico DoIT is making significant progress on the strategic imperatives from FY21-FY24.

Public Safety Communications

- ✓ *Deployed the New Mexico Digital Trunked Radio System (DTRS) as an upgrade to Public Safety Radio Communications for 55 agencies, achieving 50% geographic mobile coverage, and enabling direct communication between first responders*
- ✓ *Established the Public Safety Network Operations Center (PSNOC) and Systems Integration Group, Subscribers Working Group, and DTRS Advisory Committee*
- ✓ *Secured funding of \$170M for the expansion of the digital radio system*
- ✓ *Achieved nearly 100% self-reliance for day-to-day operations, maintenance, and system repairs*

Workforce

- ✓ *Created consistent job classifications for many DoIT supported agencies*
- ✓ *Improved organization of agencies through office creation and staffing*
- ✓ *Identified Cybersecurity trainings as a primary project in the Statewide Cybersecurity Plan for the allocation of the DHS funds through the Cybersecurity Grant Program*

Emerging Technology & Artificial Intelligence

- ✓ *Initialized discovery process for future AI implementation*
- ✓ *NM House Bill 182 targets AI generated misinformation in campaign advertisements*

Geospatial Technology

- ✓ *Defined and staffed the office of the State Geospatial Officer*
- ✓ *Improved broadband access and connectivity mapping through identifying inaccuracies in location reporting*



BROADBAND

We will **enhance** State **broadband** technologies and support capabilities

Standardize

- *Continue identifying and supporting availability of broadband services through mapping, planning, technical assistance, and capacity building*
- *Further obtain scalable, reliable, and affordable high-speed internet*



Modernize

- *Continue providing technical and federal grant assistance for companies and communities*
- *Continuously update geospatial broadband updates and services*
- *Empower communities through educating and mobilizing local, regional, and statewide community support and partnerships*



Transform

- *Sustain permanent recurring and sustainable funding, and further support lasting grant programs*
- *Continue consolidation of state broadband resources within the Office of Broadband Access and Expansion*
- *Increase digital equity and inclusion through targeting remaining rural unserved and underserved areas, as well as through the expansion of the Statewide Education Network*





CYBERSECURITY

We will **drive** statewide **cybersecurity** capabilities and practices

Standardize

- *Refine roles, responsibilities, and accountability for cybersecurity activities across state agencies and organizations*
- *Enable an effective risk-based control framework to reliably manage state cybersecurity*
- *Improve awareness of current cybersecurity capabilities among stakeholders*



Modernize

- *Expand the catalogue of compliance-ready security services that are comprehensive, portable, and intrinsic*
- *Leverage leading cybersecurity frameworks and standards*
- *Establish shared vulnerability management services for state agencies*



Transform

- *Utilize cybersecurity program for agility and continuous improvement*
- *Continue identifying, defining, and emphasizing core principles, risk mitigation, and best practices*
- *Establish state-wide approach to cybersecurity between state, local, and public education*





CLOUD

We will **continue** with **smart multi-cloud infrastructure** services

Standardize

- *Continue identifying and promoting leading practices across agencies and build cloud solutions that incorporate them*
- *Further mature alliances between agencies to establish a consistent approach to cloud infrastructure and solutions*
- *Define and propagate aligned and clear cloud protocols and procedures*



Modernize

- *Further increase flexibility and scalability, while decreasing time to production of cloud services*
- *Continue promoting and enhancing the critical role of technology services in business and continuity planning (e.g., high availability resources, performance monitoring)*
- *Centralize cloud utilization management to the DoIT to maximize resources and optimize processes*



Transform

- *Further promote cross-agency collaborative solutions to enable and transform state government business*
- *Enable multi-cloud access to allow for migrating agency and organization workloads*












DATA

We will **expand** our **data integration capabilities** across the enterprise



Standardize

- Continue promoting consistent enterprise standards, practices, and governance 
- Establish and implement an enterprise adaptable data classification policy and data management plan 
- Improve education and training to ensure workforce understanding of data policies, utilization, and standards 
- Form data inventory to optimize agency practices statewide 

Modernize

- Expand, update, and refresh technology and organization practices 
- Utilize enterprise documentation and tools to facilitate data sharing 
- Develop an enterprise privacy and citizen identity framework 

Transform

- Utilize the prospective data inventory to enable future adoption of emerging technology 
- Appoint or hire a State Data Officer to drive solutions, collaboration, and data integration 



PUBLIC SAFETY COMMUNICATIONS

We will **transform and expand** the integrated **Public Safety Communications** network

Standardize

- *Enhance and enforce policies, procedures, documentation stores, and best practices for operations*
- *Improve and expand the interdisciplinary training program*
- *Continue utilizing governance bodies for accountability, efficiency, and transparency*
- *Improve job classifications and trainings to reflect the current scope of work and accommodate for the increasing demand*



Modernize

- *Expand and increase enrollment in state-wide digital multi-agency communications system to benefit first responders*
- *Evaluate value add services and drive innovation and interoperability*
- *Complete modernization of legacy systems*



Transform

- *Expand online interfaces for service requests and information for Public Safety Communications subscribers and stakeholders*
- *Evolve use of advisory groups to promote a collaborative environment that informs stakeholders about projects, initiatives, and services*





GEOSPATIAL TECHNOLOGY

We will **leverage and optimize** statewide **Geospatial Technology** and better enabling data integration

Standardize

- *Ensure geospatial data is current, accurate, open, interoperable, and easy to access*
- *Leverage geospatial resources in decision making*
- *Refine job classifications and develop workforce to embrace adoption and application of geospatial technology*



Modernize

- *Support environments that deploy data as a service to citizens*
- *Create an enterprise managed geospatial technology and data library*



Transform

- *Establish and codify the roles and responsibilities of the Geospatial Information Office*
- *Pursue and establish funding channels that support statewide data planning, acquisition, and application development*





WORKFORCE

We will **foster the development** of a dynamic, diverse, and technology-forward **workforce**

Standardize

- *Expand on and advertise a competitive workforce recruitment program*
- *Develop and promote a comprehensive workforce training program*



Modernize


- *Refine job classifications and agency scopes*
- *Empower and educate communities and stakeholders to further digital equity*
- *Collaborate with the NM Department of Workforce Solutions on overlapping goals*



Transform

- *Foster a culture that incentivizes innovation through embracing new technologies*
- *Improve and incentivize inter-agency collaboration*
- *Lead interstate collaboration and information sharing to coordinate and empower the Southwest*





EMERGING TECHNOLOGY AND AI

We will **transcend** current capabilities through utilization of **emerging technology and AI**

Standardize

- *Establish clear and unified policies that govern the utilization of emerging technologies*
- *Develop guidance for implementation of AI to enhance government services and improve the customer experience*
- *Improve education resources statewide for all stakeholders about the implications and proper utilization of new technologies including AI*



Modernize

- *Promote deployment and adoption of emerging technologies and AI*
- *Utilize emerging technologies to optimize current business processes for equity, agility, and security*



Transform

- *Encourage inter-agency collaboration and stakeholder education about the risks and benefits of emerging technology and AI*
- *Create a 'Center of Excellence' to manage the early adoption of new and emerging technology*






NEW MEXICO

IT STRATEGIC PLAN FY25-FY27
DEPARTMENT OF INFORMATION TECHNOLOGY

ERF PLAN



FY26 EQUIPMENT REPLACEMENT FUND PLAN

Raja Sambandam

Acting Cabinet Secretary
and State Chief Information Officer

Release Date: September 1, 2024

TABLE OF CONTENTS

I.	INTRODUCTION	3
II.	ENTERPRISE SERVICES PLAN.....	5
III.	SHARE PLAN.....	7
IV.	CONCLUSION	8
	APPENDIX A: Reconciliation of FY24 ERF Plan Expenditures	9
	APPENDIX B: ENTERPRISE SERVICES ERF LIABILITIES	11
	Reporting Category.....	12
	Reporting Category Name.....	12
	FY24 Beginning Liability.....	12
	FY24 ERF Liability Percentage.....	12
	FY24 Cash Transfer	12
	FY24 ERF Transfer	12
	FY24 Ending Balance	12
	APPENDIX C: SHARE ERF LIABILITIES	13

I. INTRODUCTION

The Department of Information Technology's (DoIT) Equipment Replacement program includes the Equipment Replacement Plans and Equipment Replacement Revolving Funds (ERF) created by Section 9-27-11(B) NMSA 1978. The department establishes and maintains an equipment replacement plan for each of the department's enterprise functions, to plan for expenditure of capital investments necessary to provide goods and services to the state and its agencies and to local public bodies and other enterprise customers. No later than September 1 of each year, the plans shall be submitted to the Department of Finance and Administration and Legislative Finance Committee; included in the plan is a reconciliation report of the preceding fiscal year reflecting financial activity in each fund.

The department shall record amounts due to the equipment replacement revolving funds each fiscal year, based on the calculation of amortization and depreciation applicable to each enterprise service as reflected in the departments' published cost structures for calculation of rates for services. Cash transfers to funds shall be made from operating funds of each enterprise in amounts that reconcile with recorded amounts due. The recording of amounts due to the equipment replacement revolving funds and transfer of funds shall be consistent with generally accepted accounting principles.

The department has an ongoing concern about its inability to recover full depreciation associated with its services. Depreciation liability recovery is currently on track to reduce the previous fiscal year liability within the next year. The current liability to DoIT ERF funds is \$19.2 million, inclusive of Enterprise and SHARE.

While DoIT follows the proper methodology for its ERF cash balances, we are in the process of developing targets and policies needed to be in alignment with best practices.

The Legislative Finance Committee (LFC) May 2021 evaluation of the department's Enterprise Services and Equipment Replacement Funds recommendations include to:

- Continue to reinstate management and oversight processes for the ERFs
- Develop written targets and policies for ERF cash balances
- Publish rate methodology used to determine service rates

In FY21, the department reinstated management and oversight process for ERF. DoIT developed mandatory request for funding documentation and an internal committee tasked with the review and approval of each ERF funding request. As next steps, DoIT is in the process of developing an ERF operational plan to reflect current and best practices and will identify assets approaching end-of-life through the SHARE Fixed Asset module reporting.

Strategic planning for the ERF continues to be challenging due to potential decreases in service utilization. ERF spending is prorated to services based upon their respective contributions to the fund. DoIT historically used the fund to prioritize investments, addressing critical needs, break-fix requirements, and support emerging services. The Office of the Secretary and the Executive Team prioritize use of ERF depending on the appropriate allocation of funds based on the depreciation schedule and strategic needs.

Currently, the FY26 ERF Plan total liability is \$19.2 million. The FY24 unaudited financial statement's depreciation is \$15.7 million for the ERF Enterprise Fund. Planned projects in this plan reflect conservative utilization of the depreciation schedule and strategic initiatives. The FY26 ERF Plan includes a budget of \$17.9 million, of which \$14.4 million is requested for Enterprise Services, and \$3.5 million is requested for SHARE – the statewide financial and human capital enterprise resource planning (ERP) system. The full amount is not being utilized to preserve the fund balance for future years.

All ERF purchases must be reviewed and approved by the DoIT Executive Team. Additionally, the Cabinet Secretary must approve any changes to planned expenditures. DoIT codes expenditures with report category data to ensure depreciation liability is appropriately associated with a service. All ERF expenditures and procurements are in accordance with relevant statutes, rules, and policies in effect at the time.

II. ENTERPRISE SERVICES PLAN

The total amount available to Enterprise Services ERF for FY26 is \$15.7 million, which reflects FY24 unaudited depreciation. The full amount is not being utilized in order to preserve available amounts for future years.

Enterprise Services projects identified for FY26 ERF expenditures in the amount of \$14.4 million are presented below. The department considers all projects equal priority; amounts are estimated.

PROJECT	BUSINESS CASE	CATEGORY	CRITERIA	AMOUNT ¹
Voice Services	Replace voice infrastructure to address aging or critical risk of failure in voice communications.	Voice	Operations	\$1,400.0
Cloud Services and Directory Services Management	Expand hardware for data protection and disaster recovery systems to accommodate growth for DoIT hosting services to ensure data protection and critical data backups. Investments in infrastructure provide the foundation for our modernized State of NM private cloud services.	Cloud - IaaS	Enterprise Architecture	\$1,700.0
Managed Applications and Development & Design	Provide customers of DoIT with economies of scale leverage that will result in lowered costs.	Enterprise	Operations	\$3,350.0
Data Network Communications	Refresh wide area network equipment with core fiber backbone to ensure sustained and secure network operations for the state	Network	Operations	\$2,500.0
Data Center	Modernize Security Camera and Badge System and contingency for catastrophic conditions.	Facilities	Operations	\$750.0
Public Safety Radio	Provides continued progress in replacing obsolete infrastructure and subscriber hardware to support the state's P25 radio system and maintenance of public safety infrastructure.	Public Safety Communications	Operations	\$4,578.0
Employee Refresh	Implement a 5-year rotation plan to update the personnel of DoIT's computer equipment.	Facilities	Operations	\$75.0
FY26 TOTAL				\$14,353.0

¹Dollars in thousands

Table 1: Planned FY26 ERF Expenditures for Enterprise Services

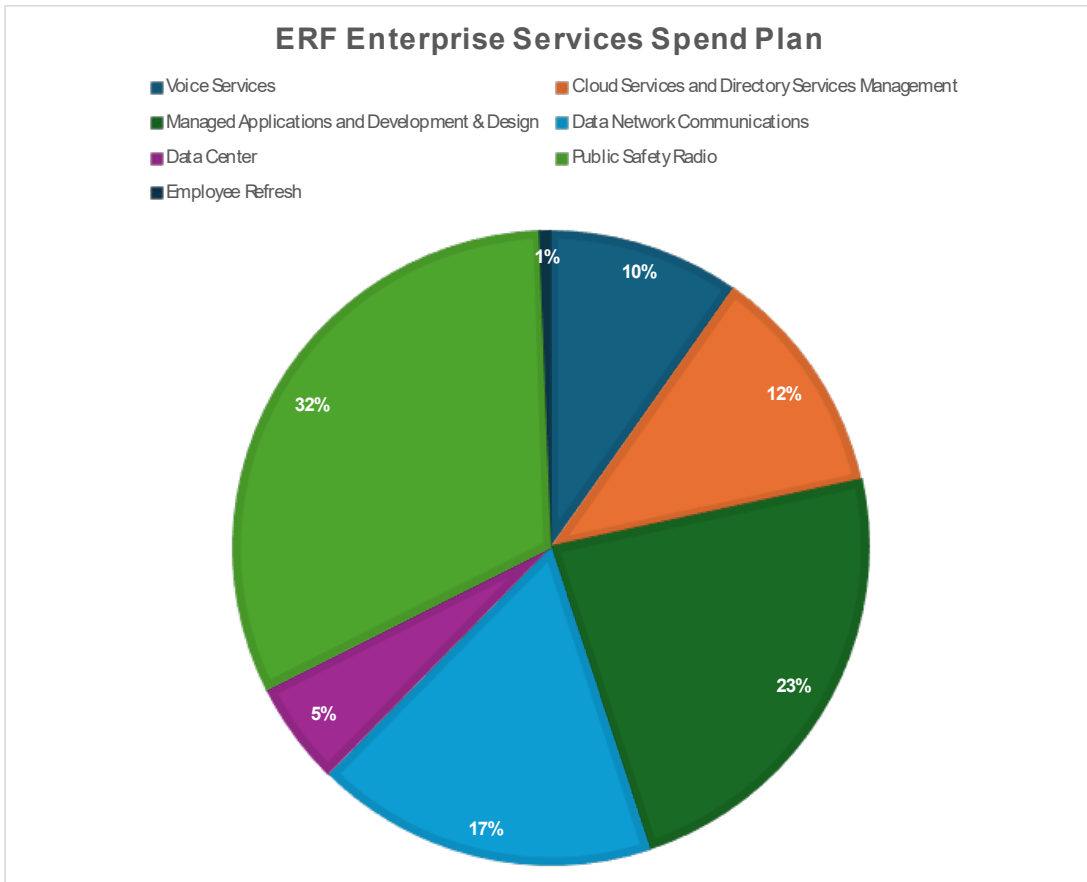


Figure 1: Planned FY26 ERF Expenditures for Enterprise Services by Percentage

III. SHARE PLAN

The department continues to evolve SHARE to meet business needs of the state, including responding to state agencies' COVID-19 relief efforts. The need to manage the steady stream of system upgrades, both technical and functional, requires full commitment of the DoIT team. The department has expanded SHARE offerings in recent years to state agencies including configuration of the Enterprise Learning Management module and the Fixed Asset Module. Future projects include the implementation of new functionality offered by Oracle, which will require technical and functional upgrades as well as statewide training and communication.

SHARE projects identified for FY26 ERF expenditures are presented below; amounts are estimated. Undertaking any significant expansion of SHARE modules or functionality will require additional resources, procured through contractor and/or additional state staff.

PROJECT	BUSINESS CASE	CATEGORY	CRITERIA	AMOUNT ¹
SHARE Continuous Improvement	Maintains and evolves SHARE in accordance with industry standard practices to ensure application of Oracle PUMs and updates to technical tools to remain current.	IT Professional Services	Critical	\$1,100.0
SHARE Expansion	Implements additional modules and/or capabilities to enhance SHARE services in response to customer needs. Individual projects to be defined based on business priorities.	IT Professional Services	High	\$1,566.8
SHARE Expansion	Purchase hardware and software tools required to support SHARE expansion, replace existing hardware, and ensure SHARE is safe and secure.	IT Hardware, Software Licenses	Critical	\$900.0
			FY25 TOTAL	\$3,566.80

¹Dollars in thousands

Table 2: Planned FY26 ERF Expenditures for SHARE

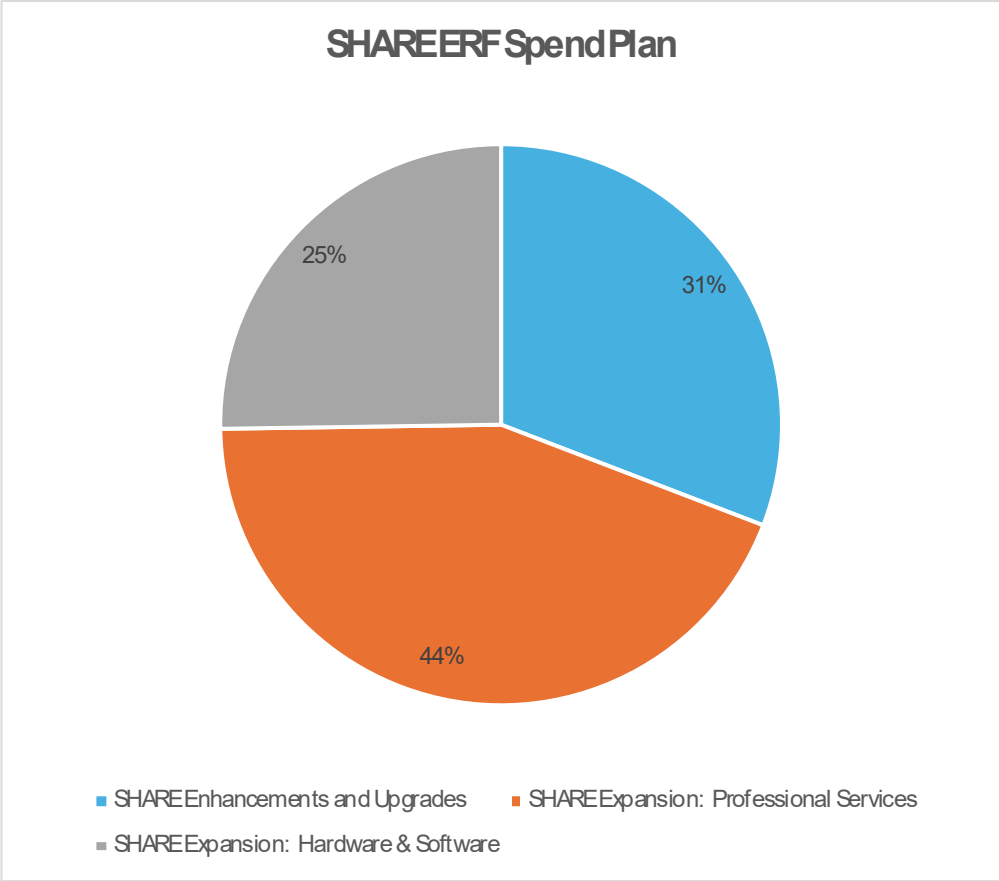


Figure 2: Planned FY24 ERF Expenditures for SHARE by Percentage

IV. CONCLUSION

The department’s ERF planning governs, at a high-level, strategic investment of FY24 depreciation expenses. Appendix A includes FY24 Expenditure Reconciliation. Appendix B includes the Enterprise Services ERF liabilities by service area for FY24 and Appendix C includes the SHARE ERF liabilities for FY24.

APPENDIX A: Reconciliation of FY24 ERF Plan Expenditures

ENTERPRISE SERVICES (dollars in thousands)

Table A-1: Enterprise Services FY24 ERF Planned Versus Actual Expenditures

ENTERPRISE PROGRAM (20310) (in thousands)	CATEGORY	PLANNED	Approved Budget Adjustment Request	TOTAL PLANNED AMOUNT	ACTUAL ¹	DIFFERENCE
Voice Services	Voice	\$1,400.0	\$0.0	\$1,400.0	\$610.4	\$789.6
Network Communications	Network	\$3,000.0	\$0.0	\$3,000.0	\$1,302.1	\$1,697.9
Data Center	Facilities	\$550.0	\$0.0	\$550.0	\$466.8	\$83.2
Public Safety Radio	Public Safety Communications	\$4,589.2	\$0.0	\$4,589.2	\$4,547.9	\$41.3
FY24 TOTAL		\$9,539.2	\$0.0	\$9,539.2	\$6,927.2	\$2,612.0

¹Amounts reflect unaudited FY24 General Ledger as of 8/7/2024

Table A-2: Enterprise Services FY20 – FY24 with Impact to ERF

APPROPRIATIONS for ENTERPRISE PROJECTS WITH IMPACT TO ERF (in thousands)							
CITATION	CATEGORY	FUNDING	RE-PURPOSED	TOTAL PROJECT FUNDING	ACTUAL ¹	OBLIGATED	DIFFERENCE
Laws 2019, Chapter 277, Section 61 - Voice Upgrade Project	Voice	\$6,298.7	(\$1,500.0)	\$4,798.7	\$4,580.2	\$80.8	\$137.7
Laws 2020, Chapter 81, Section 94 – Public Safety Radio Upgrade Project	Radio	\$5,000.0	\$0.0	\$5,000.0	\$5,000.0	\$0.0	\$0.0
TOTAL		\$11,298.7	(\$1,500.0)	\$9,798.7	\$9,580.2	\$80.8	\$218.5

¹Amounts reflect unaudited FY24 General Ledger as of 8/7/2024

Table A-3: Justification for FY24 Enterprise ERF Plan Reconciliation

FY24 ERF PLAN	JUSTIFICATION
Voice Services	Voice infrastructure replacement to address critical risk of failure in voice communications
Network Communications	Refreshes wide area network equipment with core fiber backbone to ensure sustained and secure network operations for the state
Data Center	Security Camera and Badge System Modernization and contingency for catastrophic conditions
Public Safety Radio	Provides continued progress in replacing obsolete infrastructure and subscriber hardware to support the state’s P25 radio system and maintenance of public safety infrastructure

SHARE (dollars in thousands)

DoIT maintained FY24 SHARE ERF balances due to the transfer of the SHARE support team to the Department of Finance and Administration and for the potential of future upgrades and/or enhancements to the ERP system.

PROJECT	PLANNED	ACTUAL	DIFFERENCE
SHARE Continuous Improvement	\$1,000.0	\$0.0	\$1,000.0
Expansion of SHARE – Professional Services	\$1,365.9	\$0.0	\$1,365.9
Expansion of SHARE – Hardware and Software	\$800.0	\$0.0	\$800.0
TOTAL	\$3,165.9	\$0.0	\$3,165.9

Table A-4: SHARE FY24 ERF Planned versus Actual Expenditures

APPENDIX B: ENTERPRISE SERVICES ERF LIABILITIES

UNAUDITED VALUES AS OF 6/30/2024

Reporting Category	Reporting Category Name	FY24 Beginning Liability	FY24 ERF Liability Percentage	FY24 Cash Transfer	FY24 ERF Transfer	FY24 Ending Balance
200002	Data Center	(\$373,793)	2.78%	\$373,793	(\$53,852)	(\$53,852)
200008	ES-Storage	(\$199,934)	1.49%	\$199,934	(\$199,934)	(\$199,934)
200015	DC-Open Systems	(\$335,065)	2.49%	\$335,065	(\$354,387)	(\$354,387)
200035	OS-Email	(\$1,302)	0.01%	\$1,302	(\$1,302)	(\$1,302)
200065	EA Networking Services	(\$665,226)	4.95%	\$665,226	(\$336,916)	(\$336,916)
200066	NS-WAN Services	(\$98,177)	0.73%	\$98,177	(\$88,854)	(\$88,854)
200083	NS-Voice Services	(\$314,089)	2.34%	\$314,089	(\$429,027)	(\$429,027)
200084	VS-Network Infrastructure	(\$187,949)	1.40%	\$187,949	(\$276,889)	(\$276,889)
200086	NI-Basic Desk-set	(\$5,602)	0.04%	\$5,602	(\$5,602)	(\$5,602)
200088	VS-Telephone Changes	(\$7,381)	0.05%	\$7,381	(\$7,494)	(\$7,494)
200104	NS-Radio Services	(\$20,512)	0.15%	\$20,512	(\$8,564)	(\$8,564)
200108	RS-Multi-Channel Console	(\$36,981)	0.28%	\$36,981	(\$36,981)	(\$36,981)
200116	General Overhead	(\$107,058)	0.80%	\$107,058	(\$106,778)	(\$106,778)
200125	HRMS Direct	\$457	0.00%	(\$457)	\$0	(\$0)
200126	Capital Projects (DMW)	(\$105,849)	0.79%	\$105,849	(\$105,795)	(\$105,795)
200147	OS-Virtual Server	(\$78,041)	0.58%	\$78,041	(\$75,066)	(\$75,066)
200184	VS - Converged Network	(\$3,712)	0.03%	\$3,712	(\$3,712)	(\$3,712)
200201	Security	(\$83,690)	0.62%	\$83,690	(\$55,031)	(\$55,031)
200202	Help Desk	(\$93,134)	0.69%	\$93,134	(\$12,379)	(\$12,379)
200205	Admin-Program Support	(\$80,363)	0.60%	\$80,363	(\$1,251,401)	(\$1,251,401)
200214	E-Signature	(\$390,875)	2.91%	\$390,875	(\$242,401)	(\$242,401)
200226	Digital Workspace Advanced	(\$2,653,485)	19.75%	\$2,653,485	\$0	\$0
200228	Microsoft 365 G3	(\$3,116,896)	23.20%	\$3,116,896	(\$7,474,692)	(\$7,474,692)
200304	BTOP Grant- SIRCITS	(\$356,358)	2.65%	\$356,358	(\$356,339)	(\$356,339)
200502	Broadband Initiative	(\$8,941)	0.07%	\$8,941	\$0	\$0
ACONSM	Administrative Consumable	(\$195)	0.00%	\$195	(\$105)	(\$105)
AMAIN	Administrative Maintenance	(\$8,522)	0.06%	\$8,522	(\$77,179)	(\$77,179)
AOTHER	Administrative Other	(\$125,919)	0.94%	\$125,919	(\$148,095)	(\$148,095)
DOTHER	Dispatch Other	(\$510)	0.00%	\$510	(\$510)	(\$510)
GENRTR	Generator	\$7,130	-0.05%	(\$7,130)	(\$2,870)	(\$2,870)
HVAC	HVAC	(\$11,816)	0.09%	\$11,816	(\$11,863)	(\$11,863)

Reporting Category	Reporting Category Name	FY24 Beginning Liability	FY24 ERF Liability Percentage	FY24 Cash Transfer	FY24 ERF Transfer	FY24 Ending Balance
INFOTH	Infrastructure Other	(\$112,823)	0.84%	\$112,823	(\$117,162)	(\$117,162)
INFTOW	Infrastructure Tower	(\$110,641)	0.82%	\$110,641	(\$109,118)	(\$109,118)
IPNETW	IP Networking Hardware	(\$76,674)	0.57%	\$76,674	(\$102,463)	(\$102,463)
LMRCON	LMR Consumables	(\$65,386)	0.49%	\$65,386	(\$38,606)	(\$38,606)
LMRLIC	LMR licensing	(\$3,629)	0.03%	\$3,629	(\$5,057)	(\$5,057)
LMROTH	LMR Other	(\$127,659)	0.95%	\$127,659	(\$92,979)	(\$92,979)
LMRPUR	LMR Radio Purchase	(\$2,931,053)	21.81%	\$2,931,053	(\$2,577,025)	(\$2,577,025)
LMRTOW	LMR Tower	(\$44,564)	0.33%	\$44,564	(\$19,624)	(\$19,624)
MAINTC	Infrastructure Maintenance	(\$8,028)	0.06%	\$8,028	(\$53,540)	(\$53,540)
MICWVP	Microwave Radio Purchase	(\$391,328)	2.91%	\$391,328	(\$630,724)	(\$630,724)
TOWCON	Tower Consumables	(\$400)	0.00%	\$400	(\$2,754)	(\$2,754)
TOWLIC	Tower Licensing	(\$3,859)	0.03%	\$3,859	(\$2,412)	(\$2,412)
TOWOTH	Tower Other	(\$46,985)	0.35%	\$46,985	(\$58,800)	(\$58,800)
TOWPOW	Tower Power Systems	(\$50,936)	0.38%	\$50,936	(\$69,445)	(\$69,445)
Grand Total		(\$13,437,755)	100%	\$13,437,755	(\$15,603,728)	(\$15,603,728)

APPENDIX C: SHARE ERF LIABILITIES

VALUES AS OF 6/30/2024

Reporting Category	Reporting Category Name	FY24 Beginning Liability	FY24 ERF Liability Percentage	FY24 Cash Transfer	FY24 ERF Transfer	FY24 ERF Transfer
200125	HRMS Direct	(\$3,341,169)	100%	\$3,341,169	(\$3,572,518)	(\$3,572,518)

C-1

Information Technology (IT) Operating Budget (C1)

Agency Name		Agency Code			
Department of Information Technology (DoIT)		36100			
Base Request Operational Support of IT. Check one of the options below:		Flat Budget	Expansion from previous year		
Yes/No		No	Yes		
Revenue IT Base Budget (dollars in thousands)					
Appropriation Funding Type	FY23 Actual	FY24 Actual	FY25 OpBud	FY26 Request	FY27 Estimate
General Fund	2,431.6	6,966.8	9,283.2	15,483.2	15,483.2
Other State Funds	63,524.6	64,921.3	63,302.4	69,388.3	69,388.3
Federal Funds	0.0	0.0	0.0	0.0	0.0
Internal Svc Funds/Interagency Transfer	16,814.1	19,610.6	9,376.7	12,255.2	12,255.2
Fund Balance	2,240.0	9,022.9	10,393.2	7,258.8	7,258.8
Total	85,010.3	100,521.6	92,355.5	104,385.5	104,385.5
Expenditure Categories (dollars in thousands)					
Category or Account Description	FY23 Actual	FY24 Actual	FY25 OpBud	FY26 Request	FY27 Estimate
Personal Services & Employee Benefits	16,291.2	17,960.6	22,319.1	24,984.3	24,984.3
Contractual & Professional Services	5,263.2	7,597.1	9,497.9	9,245.4	9,245.4
Other Expenses	46,635.7	42,266.4	51,161.8	58,550.6	58,550.6
Other Financing Uses	16,779.0	19,292.7	9,376.7	11,605.2	11,605.2
Total	84,969.1	87,116.8	92,355.5	104,385.5	104,385.5
	Print Name	Phone	Email Address	Date	
Agency Cabinet Secretary/ Director (Mandatory)	Raja Sambandam	505-660-3280	raja.sambandam@doit.nm.gov	9/1/2024	
Chief information Officer or IT Lead(Mandatory)	Raja Sambandam	505-660-3280	raja.sambandam@doit.nm.gov	9/1/2024	
Chief Finance Officer (Mandatory)	Eve T. Banner	505-660-8850	eve.banner@doit.nm.gov	9/1/2024	

E-6B

**FY26 APPROPRIATION REQUEST
FORM E-6B LEASED PASSENGER-RELATED VEHICLES**

Account code 542800

LEASED VEHICLE INFORMATION @ 8/12/2024 For FY26

Agency Name: Department of Information Technology _____

Business Unit: 36100

Program name : Program support _____

Program Code: P771

Item No.	LONG TERM LEASES ONLY						Lease Type Operational (O) or Standard (S)	Long Term Only			SHORT TERM ONLY			Put (x) if Fed \$
	Year	Make/Model	Vehicle Type	A** R C	License Plate Number	Mileage As of 8/14/2023		A	B	A x B = C	D	E	D x E = F	
								FY20 Monthly Rate O=\$208.34 S= Rate Schedule	Number of months to lease	Total cost Rate FY20	Daily Rate Based On Vehicle Type	No. of Days	Total Lease Rate	
1	2010	FORD/EXPLORER	06AO	C	002188SG	114,811	Operational (O)	236	12	2,828.3			-	
2	2016	Dodge / Caravan	05AO	C	005090SG	41,026	Operational (O)	236	12	2,828.3			-	
3	2023	NISSAN / ALTIMA	02BA	C	009945SG	587	Comercial ©	518	12	6,212.2			-	
8	2005	Ford Focus	02B	C	G59081	77,442	Operational (O)	236	12	2,828.3			-	
7	2005	Ford F150	04EO	C	G61641	125,523	Operational (O)	236	12	2,832.0			-	
8										-			-	
9										-			-	
10										-			-	
11										-			-	
12										-			-	
13										-			-	
14										-			-	
15										-			-	
16										-			-	
17										-			-	
18										-			-	
19										-			-	
TOTAL LONG TERM:										17,529	TOTAL SHORT TERM:		-	

Operational(O) rate for FY25 will be \$

** Code A = additional leased vehicle request C = vehicle currently leased R = request to replace previously purchased vehicle

**FY26 APPROPRIATION REQUEST
FORM E-6B LEASED PASSENGER-RELATED VEHICLES**

Account code 542800

LEASED VEHICLE INFORMATION @ 8/12/2024 For FY26

Agency Name: Department of Information Technology

Business Unit: 36100

Program Name: Enterprise Services

Program Code: P773

Item No.	LONG TERM LEASES ONLY						Lease Type Operational (O) or Standard (S)	Long Term Only			SHORT TERM ONLY			Put (x) if Fed \$
	Year	Make/Model	Vehicle Type	A** R C	License Plate Number	Mileage As of 8/14/2023		A	B	A x B = C	D	E	D x E = F	
								FY20 Monthly Rate O=\$208.34 S= Rate Schedule	Number of months to lease	Total cost Rate FY20	Daily Rate Based On Vehicle Type	No. of Days	Total Lease Rate	
1	2010	Ford Explorer	06AO	C	002192SG	187,989	Operational (O)	236	12	2,828.3			-	
2	2024	Dodge Ram 1500	04F	C	007706SG	4,375	Standard (S)	445	12	5,340.0			-	
3	2009	Chevy Suburban	06BO	C	001560SG	168,073	Operational (O)	236	12	2,828.3			-	
4	2019	DODGE RAM 150	04F	C	006979SG	50,657	Standard (S)	444	12	5,328.0			-	
6	2024	Dodge Ram 1500	04F	C	007707SG	17,516	Standard (S)	445	12	5,340.0			-	
7	2009	Chevy Suburban	06BO	C	001558SG	138,761	Operational (O)	236	12	2,828.3			-	
9	2015	Chevy Silverado	04JO	C	004892SG	46,442	Operational (O)	236	12	2,828.3			-	
10	2015	Chevy Silverado	04JO	C	004893SG	29,446	Operational (O)	236	12	2,828.3			-	
11	2009	Chevy Van	05BO	C	001235SG	94,464	Operational (O)	236	12	2,828.3			-	
12	2016	Dodge Caravan	05AO	C	005091SG	102,146	Operational (O)	236	12	2,828.3			-	
13	2015	Ford Expedition	06BO	C	004891SG	110,611	Operational (O)	236	12	2,828.3			-	
14	2009	Chevy Suburban	06BO	C	001564SG	146,857	Operational (O)	236	12	2,828.3			-	
15	2022	Dodge Ram2500	04J	C	009404SG	9,384	Standard (S)	450	12	5,400.0			-	
16	2020	Dodge Ram 1500	04F	C	007990SG	33,635	Standard (S)	445	12	5,340.0			-	
17	2020	Dodge Ram 1500	04F	C	007997SG	26,006	Standard (S)	445	12	5,340.0			-	
4	2010	Chevrolet K10 Pickup	04EO	C	001700SG	93,975	Operational (O)	236	12	2,828.3			-	
										TOTAL LONG TERM:	60,370.80	TOTAL SHORT TERM:	-	

Operational(O) rate for FY25 will be \$

** Code A = additional leased vehicle request C = vehicle currently leased R = request to replace previously purchased vehicle

**FY26 APPROPRIATION REQUEST
FORM E-6B LEASED PASSENGER-RELATED VEHICLES**

Account code 542800

LEASED VEHICLE INFORMATION @ 8/12/2024 For FY26

Agency Name: Department of Information Technology
Program Name: Enterprise Services

Business Unit: 36100
Program Code: P773

Item No.	LONG TERM LEASES ONLY						Lease Type Operational (O) or Standard (S)	Long Term Only			SHORT TERM ONLY			Put (x) if Fed \$
	Year	Make/Model	Vehicle Type	A** R C	License Plate Number	Mileage As of 8/14/2023		A	B	A x B = C	D	E	D x E = F	
								FY20 Monthly Rate O=\$235.69 S= Rate Schedule	Number of months to lease	Total cost Rate FY20	Daily Rate Based On Vehicle Type	No. of Days	Total Lease Rate	
1	2015	Chevy Silverado	04JO	C	004911SG	97,871	Operational (O)	236	12	2,828.3			-	
2	2009	Chevy Suburban	06BO	C	001563SG	161,341	Operational (O)	236	12	2,828.3			-	
3	2015	Ford F350	04KO	C	004792SG	76,828	Operational (O)	236	12	2,828.3			-	
4	2015	Chevy Silverado	04JO	C	004790SG	147,386	Operational (O)	236	12	2,828.3			-	
5	2015	Chevy Silverado	04JO	C	004789SG	77,982	Operational (O)	236	12	2,828.3			-	
6	2009	Chevy Suburban	06BO	C	001587SG	113,327	Operational (O)	236	12	2,828.3			-	
7	2009	Chevy Suburban	06BO	C	001562SG	167,787	Operational (O)	236	12	2,828.3			-	
8	2009	Chevy Suburban	06BO	C	001577SG	85,106	Operational (O)	236	12	2,828.3			-	
9	2009	Chevy Suburban	06BO	C	001575SG	137,653	Operational (O)	236	12	2,828.3			-	
10	2008	Chevy Uplander van	05AO	C	000337SG	75,601	Operational (O)	236	12	2,828.3			-	
11	2010	Chevy / Silverado	04EO	C	002134SG	140,603	Operational (O)	236	12	2,828.3			-	
12													-	
13										-			-	
14													-	
15										Page 1 Total	60,370.8		-	
16										Page 2 Total	31,111.1		-	
17													-	
18													-	
										TOTAL LONG TERM:	91,482	TOTAL SHORT TERM:	-	

Operational(O) rate for FY25 will be \$235.69

** Code A = additional leased vehicle request C = vehicle currently leased R = request to replace previously purchased vehicle

Department		Equipment		Model		Serial number	Location	Reporting			
ID	Program	ID	year	Manufacturer ID	Model ID			Mileage	Mileage	Condition	
36100	P773	000337SG	2008	Chevy	Uplander	Chevy/Uplander	1GNDV23WX8D137974	Oso Grande	Giovanni Carranz	75601	Fair
36100	P773	001235SG	2009	CHEVY	VAN	CHEVY/VAN	1GCFG154091151578	Oso Grande	Brian Miller	94464	Good
36100	P773	001558SG	2009	CHEVY	SUBURBAN	CHEVY/SUBURBAN	1GNGK46K29R266239	Roswell RCB	Richard Bohlin	138761	poor
36100	P773	001560SG	2009	CHEVY	SUBURBAN	CHEVY/SUBURBAN	1GNGK46K59R268065	Abq RCB	Jimmy Conner	168073	poor
36100	P773	007706SG	2024	Dodge	Ram	Dodge/Ram	3C6RR7KG1PG657600	ABQ RCB	Chris Montoya	4375	New
36100	P773	001562SG	2009	CHEVY	SUBURBAN	CHEVY/SUBURBAN	1GNGK46K49R270485	Santa Fe Simms	David Rodriguez	167787	poor
36100	P773	001563SG	2009	CHEVY	SUBURBAN	CHEVY/SUBURBAN	1GNGK46K69R270052	Abq RCB	Anthony Jaramillc	161341	poor
36100	P773	001564SG	2009	CHEVY	SUBURBAN	CHEVY/SUBURBAN	1GNGK46K99R268392	Abq RCB	Lucas Salazar	146857	poor
36100	P773	001575SG	2009	CHEVY	SUBURBAN	CHEVY/SUBURBAN	1GNGK46K99R270059	Santa Fe RCB	Tim Berry	137653	poor
36100	P773	001577SG	2009	CHEVY	SUBURBAN	CHEVY/SUBURBAN	1GNGK46K39R266394	Roswell RCB	Issac Montoya	85106	poor
36100	P773	001587SG	2009	CHEVY	SUBURBAN	CHEVY/SUBURBAN	1GNGK46K99R269994	Las Cruces RCB	Cosme Delagado	113327	poor
36100	P773	001700SG	2010	CHEVY	SILVERADO	CHEVY/SILVERADO	1GCSKPE35AZ156241	Oso Grande	Mark Humble	93975	fair
36100	P773	002134SG	2010	CHEVY	SILVERADO	CHEVY/SILVERADO	1GCSKPE30AZ155577	Abq RCB	Thomas Gorham	140603	Fair
36100	P771	002188SG	2010	FORD	EXPLORER	FORD/EXPLORER	1FMEU7DE7AUA48884	Santa Fe Simms	Fernando Zapata	114811	Good
36100	P773	002192SG	2010	FORD	EXPLORER	FORD/EXPLORER	1FMEU7DEXAUA48877	Santa Fe Simms	David Rodriguez	187989	Poor
36100	P773	004789SG	2015	CHEVY	SILVERADO	CHEVY/SILVERADO	1GC1KUEGXFF591567	Abq RCB	Joshua Crespin	77982	Good
36100	P773	004790SG	2015	CHEVY	SILVERADO	CHEVY/SILVERADO	1GC1KUEG9FF592905	Santa Fe RCB	Ryan Campion	147386	Fair
36100	P773	004792SG	2015	FORD	F350	FORD/F350	1FT8X3BTXFED30568	Las Vegas RCB	Antonio Solano	76828	Good
36100	P773	004891SG	2015	FORD	EXPEDITION	FORD/EXPEDITION	1FMJU1GT6FEF34254	Roswell	Mike Rohrbacor	97871	Fair
36100	P773	004892SG	2015	CHEVY	SILVERADO	CHEVY/SILVERADO	1GC1KUEG1FF592901	Las Cruces RCB	Isaac Aguirre	46442	Good
36100	P773	004893SG	2015	CHEVY	SILVERADO	CHEVY/SILVERADO	1GC1KUEG5FF590911	Santa Fe RCB	Tim Berry	29444	Good
36100	P773	004911SG	2015	CHEVY	SILVERADO	CHEVY/SILVERADO	1GC1KUEG8FF594127	Las Vegas RCB	Patrick Gonzales	97871	Fair
36100	p771	005090SG	2016	Dodge	Caravan	Dodge/Caravan	2C4RDGBG7GR320589	Santa Fe Simms	David Rodriguez	41026	Good
36100	P773	005091SG	2016	Dodge	Caravan	Dodge/Caravan	2C4RDGBG9GR320593	Santa Fe Simms	Alicia Cordova	102146	Good
36100	P773	006979SG	2019	Dodge	Ram	Dodge/Ram	1C6RR7FG5KS739440	Oso Grande	Joseph Martinez	50657	Good
36100	P773	007990SG	2020	Dodge	Ram	Dodge/Ram	1C6RR7FG5KS739440	Las Cruces RCB	Cosme Delagado	33635	Good
36100	P773	007997SG	2020	Dodge	Ram	Dodge/Ram	1C6RR7FG1LS155649	Abq RCB	Chris Montoya	26006	New
36100	P771	009945SG	2024	Nissan	Altima	Nissan /Altima	1N4BL4BVXRN376985	Gaming Control	David Rodriguez	587	New
36100	P773	009404SG	2021	Dodge	Ram	Dodge/Ram	3C6UR5CJ8NG251995	Las Vegas RCB	Ben Archibeque	9384	New
36100	P771	G59081	2005	FORD	focus	FORD/focus	1FAFP34N35W289303	Santa Fe Simms	David Rodriguez	77442	Fair
36100	P773	007707SG	2024	Dodge	Ram	Dodge/Ram	3C6RR7KG9PG657604	Las Crusas	Gabrial Gates	17,516	New
36100	P771	G61641	2005	FORD	F150	FORD/F150	1FTPX14555NB67096	Santa Fe Simms	David Rodriguez	125523	Fair

8/12/2024